

COFACE CEE TOP 500 COMPANIES

2016 Edition

* consolidated, ** estimated, 1 integration of Alstom Power and Grid
 *** consolidated for 2014 only, n.a. not available.

Rank 2015	Change in Position	Rank 2014	Country	Company Name	Main sector	Turnover 2014 MEUR	Turnover 2015 MEUR	Change Turnover	Net Profit 2014 MEUR	Net Profit 2015 MEUR	Change Net Profit	Employment 2014	Employment 2015	Change Employment
1	-	1	PL	POLSKI KONCERN NAFTOWY ORLEN S.A.*	Minerals, chemicals, petroleum, plastics & pharma	25 055	20 717	-17,3%	-1 366,8	758,2	155,5%	20 305	19 932	-1,8%
2	UP	11	HU	GE HUNGARY IPARI ÉS KERESKEDELMI KFT. 1	Mechanics and precision	4 823	13 914	188,5%	-45,0	11 237,8	25048,6%	8 716	8 707	-0,1%
3	DOWN	2	HU	MOL MAGYAR OLAJ- ÉS GÁZIPARI NYRT.*	Minerals, chemicals, petroleum, plastics & pharma	15 402	13 259	-13,9%	-161,0	-1 028,4	-538,8%	5 067	5 372	6,0%
4	DOWN	3	CZ	ŠKODA AUTO A.S.	Automotive & transport	11 075	11 651	5,2%	681,6	1 140,2	67,3%	23 700	23 700	0,0%
5	DOWN	4	PL	JERONIMO MARTINS POLSKA S.A.	Non specialised trade	8 418	9 206	9,4%	238,8	n.a.	n.a.	55 229	55 234	0,0%
6	DOWN	5	PL	POLSKIE GÓRNICITWO NAFTOWE I GAZOWNICTWO S.A.*	Utilities & public services	8 045	8 552	6,3%	661,8	500,9	-24,3%	29 285	25 700	-12,2%
7	DOWN	6	HU	AUDI HUNGARIA MOTOR KFT.	Automotive & transport	7 420	8 338	12,4%	319,0	441,7	38,5%	10 868	12 015	10,6%
8	DOWN	7	CZ	ČEZ, A.S.*	Utilities & public services	7 465	7 776	4,2%	830,0	760,2	-8,4%	5 373	5 500	2,4%
9	UP	10	SK	VOLKSWAGEN SLOVAKIA, A.S.	Automotive & transport	6 171	7 227	17,1%	124,2	127,5	2,6%	9 900	10 800	9,1%
10	DOWN	9	PL	PGE POLSKA GRUPA ENERGETYCZNA S.A.*	Utilities & public services	6 599	6 694	1,4%	857,7	-712,3	-183,0%	40 344	38 880	-3,6%
11	DOWN	8	PL	GRUPA LOTOS S.A.*	Minerals, chemicals, petroleum, plastics & pharma	6 684	5 326	-20,3%	-343,9	-61,8	82,0%	5 106	4 965	-2,8%
12	UP	14	SK	KIA MOTORS SLOVAKIA S.R.O.	Automotive & transport	4 587	5 073	10,6%	282,4	210,1	-25,6%	3 590	3 800	5,8%
13	UP	18	PL	EUROCASH S.A.*	Non specialised trade	3 978	4 765	19,8%	42,9	54,0	25,7%	11 524	11 455	-0,6%
14	DOWN	12	PL	KGHM POLSKA MIEDŹ S.A.*	Minerals, chemicals, petroleum, plastics & pharma	4 806	4 692	-2,4%	574,8	-1 174,7	-304,4%	34 097	33 600	-1,5%
15	UP	20	CZ	HYUNDAI MOTOR MANUFACTURING CZECH S.R.O.	Automotive & transport	3 934	4 649	18,2%	332,0	203,5	-38,7%	2 585	2 585	0,0%
16	DOWN	15	PL	TAURON POLSKA ENERGIA S.A.*	Utilities & public services	4 357	4 309	-1,1%	278,0	-423,1	-252,2%	25 423	24 778	-2,5%
17	DOWN	16	RO	AUTOMOBILE-DACIA SA	Automotive & transport	4 163	4 236	1,8%	82,2	99,0	20,5%	14 063	13 884	-1,3%
18	UP	21	HU	MVM MAGYAR VILLAMOS MŰVEK ZRT.	Non specialised trade	3 781	4 008	6,0%	-24,6	46,6	289,3%	267	303	13,5%
19	DOWN	17	CZ	UNIPETROL RPA, S.R.O.	Minerals, chemicals, petroleum, plastics & pharma	4 284	3 782	-11,7%	68,4	200,3	192,9%	1 626	1 626	0,0%
20	DOWN	13	LT	ORLEN LIETUVA AB*	Minerals, chemicals, petroleum, plastics & pharma	4 654	3 730	-19,9%	-725,7	213,3	129,4%	1 650	1 569	-4,9%
21	UP	26	BG	BULGARIAN ENERGY HOLDING JSC*	Utilities & public services	3 167	3 419	7,9%	-141,8	15,1	110,6%	85	88	3,5%
22	DOWN	19	SK	SLOVNAFT, A.S.	Minerals, chemicals, petroleum, plastics & pharma	3 927	3 416	-13,0%	-71,8	187,0	360,4%	2 383	2 389	0,3%
23	UP	36	HU	MERCEDES-BENZ MANUFACTURING HUNGARY KFT.	Automotive & transport	2 809	3 401	21,1%	63,8	65,8	3,1%	3 428	3 715	8,4%
24	UP	27	RO	OMV PETROM MARKETING SRL	Minerals, chemicals, petroleum, plastics & pharma	3 138	3 266	4,1%	67,4	73,2	8,6%	228	222	-2,6%
25	UP	29	PL	FCA POLAND S.A.	Automotive & transport	3 128	3 231	3,3%	59,6	n.a.	n.a.	3 324	3 260	-1,9%
26	UP	30	LT	VILNIAUS PREKYBA UAB*	Others	3 057	3 171	3,7%	83,4	101,8	22,1%	34 946	34 941	0,0%
27	DOWN	25	CZ	ALPIQ ENERGY SE **	Utilities & public services	3 317	3 144	-5,2%	7,0	n.a.	n.a.	85	100	17,6%
28	DOWN	24	SI	PETROL D.D.	Minerals, chemicals, petroleum, plastics & pharma	3 327	3 114	-6,4%	41,1	30,1	-26,8%	1 235	1 354	9,6%

COFACE CEE TOP 500 COMPANIES

2016 Edition

* consolidated, ** estimated, 1 integration of Alstom Power and Grid
 *** consolidated for 2014 only, n.a. not available.

Rank 2015	Change in Position	Rank 2014	Country	Company Name	Main sector	Turnover 2014 MEUR	Turnover 2015 MEUR	Change Turnover	Net Profit 2014 MEUR	Net Profit 2015 MEUR	Change Net Profit	Employment 2014	Employment 2015	Change Employment
29	DOWN ↓	22	RO	OMV PETROM SA	Minerals, chemicals, petroleum, plastics & pharma	3 650	3 026	-17,1%	406,1	-139,4	-134,3%	17 866	15 581	-12,8%
30	UP ↑	33	PL	ARCELORMITTAL POLAND S.A.	Metals	2 890	2 933	1,5%	128,1	n.a.	n.a.	11 120	10 700	-3,8%
31	UP ↑	40	HU	ROBERT BOSCH GROUP *	Electronics and Information & Telecommunication	2 528	2 883	14,1%	44,0	65,7	49,4%	8 905	10 511	18,0%
32	UP ↑	35	PL	TESCO (POLSKA) SP. Z O.O.	Non specialised trade	2 840	2 826	-0,5%	-157,5	-175,4	-11,4%	28 422	28 930	1,8%
33	UP ↑	34	PL	ORANGE POLSKA S.A.*	Electronics and Information & Telecommunication	2 864	2 777	-3,0%	125,5	59,6	-52,5%	18 047	17 700	-1,9%
34	DOWN ↓	31	SK	SAMSUNG ELECTRONICS SLOVAKIA, S.R.O.	Electronics and Information & Telecommunication	3 048	2 771	-9,1%	102,3	86,8	-15,1%	1 436	1 439	0,2%
35	UP ↑	41	PL	LIDL POLSKA SKLEPY SPOŻYWCZE SP. Z O.O. SP.K.	Non specialised trade	2 495	2 740	9,8%	82,4	98,5	19,5%	14 000	14 500	3,6%
36	UP ↑	38	LT	MAXIMA GRUPE UAB*	Non specialised trade	2 586	2 683	3,7%	59,3	77,1	29,9%	31 600	31 400	-0,6%
37	NEW		CZ	ČEZ Prodej, S.R.O.	Utilities & public services	2 665	2 673	0,3%	88,7	179,2	102,0%	221	227	2,7%
38	UP ↑	76	PL	METRO AG S.A. PRZEDSTAWICIELSTWO W POLSCE *	Non specialised trade	1 567	2 641	68,6%	n.a.	n.a.	n.a.	11 600	11 000	-5,2%
39	DOWN ↓	23	BG	LUKOIL NEFTOHIM BURGAS JSC	Minerals, chemicals, petroleum, plastics & pharma	3 335	2 614	-21,6%	-272,1	-62,4	77,1%	1 475	1 454	-1,4%
40	UP ↑	42	PL	ENERGA S.A.*	Utilities & public services	2 484	2 534	2,0%	236,0	197,0	-16,5%	9 144	8 472	-7,3%
41	DOWN ↓	37	PL	BP EUROPA SE SPÓŁKA EUROPEJSKA ODDZIAŁ W POLSCE	Minerals, chemicals, petroleum, plastics & pharma	2 603	2 524	-3,0%	14,9	41,5	178,8%	311	330	6,1%
42	UP ↑	53	SK	PCA SLOVAKIA, S.R.O.	Automotive & transport	2 091	2 447	17,0%	29,6	26,9	-9,2%	2 718	2 447	-10,0%
43	UP ↑	47	HU	SAMSUNG ELECTRONICS MAGYAR ZRT.	Electronics and Information & Telecommunication	2 230	2 401	7,7%	75,8	75,6	-0,2%	1 748	1 866	6,8%
44	UP ↑	45	PL	GRUPAAZOTY S.A.*	Minerals, chemicals, petroleum, plastics & pharma	2 321	2 351	1,3%	62,2	162,3	161,0%	13 980	13 830	-1,1%
45	UP ↑	46	PL	ENEA S.A.*	Utilities & public services	2 311	2 310	-0,1%	213,2	-93,5	-143,9%	10 204	10 750	5,4%
46	DOWN ↓	44	PL	VOLKSWAGEN POZNAŃ SP. Z O.O.	Automotive & transport	2 238	2 308	3,1%	75,0	31,0	-58,7%	n.a.	7 141	n.a.
47	UP ↑	70	PL	CYFROWY POLSAT S.A.*	Electronics and Information & Telecommunication	1 738	2 304	32,6%	68,6	272,8	297,7%	5 025	5 033	0,2%
48	UP ↑	64	PL	AUCHAN POLSKA SP. Z O.O.	Non specialised trade	1 804	2 267	25,7%	62,6	n.a.	n.a.	n.a.	n.a.	n.a.
49	DOWN ↓	43	SK	SLOVENSKÉ ELEKTRÁRNE, A.S.	Utilities & public services	2 339	2 256	-3,6%	169,8	24,0	-85,9%	3 916	4 017	2,6%
50	DOWN ↓	28	HR	INA D.D.	Minerals, chemicals, petroleum, plastics & pharma	2 760	2 247	-18,6%	82,7	-157,4	-290,5%	8 147	7 792	-4,4%
51	DOWN ↓	49	PL	KOMPANIA WĘGLOWA S.A.	Minerals, chemicals, petroleum, plastics & pharma	2 179	2 228	2,2%	-79,1	n.a.	n.a.	50 850	34 100	-32,9%
52	UP ↑	57	PL	LEWIATAN HOLDING S.A.*	Non specialised trade	2 005	2 186	9,0%	n.a.	n.a.	n.a.	22 000	22 000	0,0%
53	DOWN ↓	32	RO	ROMPETROL RAFINARE SA	Minerals, chemicals, petroleum, plastics & pharma	2 982	2 169	-27,3%	-237,6	18,6	107,8%	1 272	1 173	-7,8%
54	DOWN ↓	52	BG	AURUBIS BULGARIA JSC*	Metals	2 114	2 144	1,4%	61,1	112,0	83,1%	829	836	0,8%
55	UP ↑	56	CZ	CONTINENTAL BARUM S.R.O.	Automotive & transport	2 062	2 135	3,5%	149,4	122,8	-17,8%	3 600	3 600	0,0%
56	DOWN ↓	50	CZ	MORAVIA STEEL A.S.	Metals	2 226	2 129	-4,4%	40,9	102,7	151,2%	306	306	0,0%

COFACE CEE TOP 500 COMPANIES

2016 Edition

* consolidated, ** estimated, 1 integration of Alstom Power and Grid
 *** consolidated for 2014 only, n.a. not available.

Rank 2015	Change in Position	Rank 2014	Country	Company Name	Main sector	Turnover 2014 MEUR	Turnover 2015 MEUR	Change Turnover	Net Profit 2014 MEUR	Net Profit 2015 MEUR	Change Net Profit	Employment 2014	Employment 2015	Change Employment
57	UP	59	PL	KAUFLAND POLSKA MARKETY SP. Z O.O. SP.K.	Non specialised trade	1 945	2 107	8,4%	11,3	27,9	147,4%	15 200	17 000	11,8%
58	DOWN	54	PL	CARREFOUR POLSKA SP. Z O.O.	Non specialised trade	1 655	2 084	25,9%	2,8	n.a.	n.a.	n.a.	16 000	n.a.
59	DOWN	48	SK	U. S. STEEL KOŠICE, S.R.O.	Metals	2 194	2 080	-5,2%	17,0	43,2	153,9%	10 196	10 368	1,7%
60	DOWN	58	HU	MAGYAR TELEKOM TÁVKÖZLÉSI NYRT.	Electronics and Information & Telecommunication	1 983	2 077	4,8%	101,3	99,8	-1,5%	7 352	6 899	-6,2%
61	UP	62	CZ	KAUFLAND ČESKÁ REPUBLIKA V.O.S.	Non specialised trade	1 903	2 043	7,3%	59,0	78,7	33,3%	10 725	11 741	9,5%
62	UP	68	RO	KAUFLAND ROMANIA SCS	Non specialised trade	1 768	2 028	14,7%	90,6	143,4	58,4%	12 180	13 263	8,9%
63	UP	67	PL	VOLKSWAGEN GROUP POLSKA SP. Z O.O.	Automotive & transport	1 789	2 018	12,8%	18,2	20,3	11,6%	550	560	1,8%
64	UP	65	PL	PELION S.A.*	Non specialised trade	1 806	1 984	9,9%	13,8	20,8	50,6%	8 453	9 158	8,3%
65	UP	71	PL	PRZEDSIĘBIORSTWO PRODUKCYJNO-HANDLOWO-USŁUGOWE SPECJAŁ SP. Z O.O.*	Agriculture, meat, agro food & wines	1 709	1 981	15,9%	2,1	2,6	27,8%	3 372	3 396	0,7%
66	DOWN	61	CZ	CONTINENTAL AUTOMOTIVE CZECH REPUBLIC S.R.O.	Automotive & transport	1 912	1 980	3,6%	63,2	28,6	-54,8%	7 087	7 745	9,3%
67	UP	80	HU	MAGYAR SUZUKI ZRT.	Automotive & transport	1 539	1 976	28,3%	19,1	57,8	202,0%	2 796	3 072	9,9%
68	DOWN	60	HU	TESCO-GLOBAL ÁRUHÁZAK ZRT.	Non specialised trade	1 930	1 943	0,7%	-215,3	41,9	119,4%	19 162	18 611	-2,9%
69	NEW		CZ	ČEZ DISTRIBUCE A.S.	Utilities & public services	1 860	1 924	3,5%	250,5	244,7	-2,3%	1 228	1 470	19,7%
70	DOWN	66	PL	PAŃSTWOWE GOSPODARSTWO LEŚNE LASY PAŃSTWOWE	Wood & furniture	1 795	1 836	2,3%	98,9	89,6	-9,4%	25 376	25 500	0,5%
71	DOWN	51	RO	ROMPETROL DOWNSTREAM SRL	Minerals, chemicals, petroleum, plastics & pharma	2 098	1 822	-13,1%	9,4	-30,7	-426,6%	1 774	1 577	-11,1%
72	DOWN	39	CZ	ČEPRO, A.S.	Minerals, chemicals, petroleum, plastics & pharma	2 636	1 814	-31,2%	24,5	36,3	48,2%	830	768	-7,5%
73	UP	97	SI	GEN-I D.O.O.	Utilities & public services	1 325	1 791	35,2%	8,2	8,1	-1,1%	168	178	6,0%
74	DOWN	72	PL	POLSKIE SIECI ELEKTROENERGETYCZNE S.A.	Utilities & public services	1 665	1 788	7,4%	144,6	177,2	22,6%	1 837	1 820	-0,9%
75	DOWN	69	HR	KONZUM D.D.	Non specialised trade	1 598	1 707	6,8%	14,2	30,7	115,6%	11 886	12 602	6,0%
76	UP	87	PL	ASSECO POLAND S.A.*	Electronics and Information & Telecommunication	1 462	1 702	16,4%	152,2	176,9	16,3%	18 481	20 961	13,4%
77	DOWN	74	HU	FLEXTRONICS INTERNATIONAL KFT.	Electronics and Information & Telecommunication	1 506	1 687	12,0%	13,0	18,4	41,5%	5 698	5 586	-2,0%
78	DOWN	55	RS	NIS A.D. NOVI SAD	Minerals, chemicals, petroleum, plastics & pharma	2 035	1 641	-19,3%	251,3	132,4	-47,3%	4 297	3 966	-7,7%
79	UP	83	BG	NATSIONALNA ELEKTRICHESKA KOMPANIA JSC	Utilities & public services	1 525	1 636	7,3%	-299,9	-100,6	66,5%	2 286	2 163	-5,4%
80	UP	81	PL	NEUCA S.A.*	Minerals, chemicals, petroleum, plastics & pharma	1 541	1 629	5,7%	21,9	23,8	8,7%	4 214	3 940	-6,5%
81	DOWN	75	PL	JASTRZĘBSKA SPÓŁKA WĘGLOWA S.A.*	Minerals, chemicals, petroleum, plastics & pharma	1 598	1 626	1,8%	-154,1	-770,5	-400,0%	34 120	33 115	-2,9%
82	DOWN	79	RO	BRITISH AMERICAN TOBACCO (ROMANIA) TRADING SRL	Agriculture, meat, agro food & wines	1 528	1 625	6,3%	78,8	96,3	22,3%	654	715	9,3%
83	UP	95	PL	AB S.A.*	Electronics and Information & Telecommunication	1 350	1 593	18,0%	13,4	16,0	19,4%	830	956	15,2%
84	UP	110	HU	WIZZ AIR HUNGARY LÉGIKÖZLEKEDÉSI KFT.	Automotive & transport	1 310	1 573	20,1%	197,0	226,4	14,9%	1 399	1 760	25,8%

COFACE CEE TOP 500 COMPANIES
2016 Edition

Rank 2015	Change in Position	Rank 2014	Country	Company Name	Main sector	Turnover 2014 MEUR	Turnover 2015 MEUR	Change Turnover	Net Profit 2014 MEUR	Net Profit 2015 MEUR	Change Net Profit	Employment 2014	Employment 2015	Change Employment
85	DOWN ↓	77	PL	POLKOMTEL SP. Z O.O.	Electronics and Information & Telecommunication	1 565	1 558	-0,5%	-53,5	-82,6	-54,5%	3 500	3 500	0,0%
86	UP ↑	89	CZ	TOYOTA PEUGEOT CITROËN AUTOMOBILE CZECH S.R.O.	Automotive & transport	1 453	1 552	6,8%	13,7	9,9	-27,8%	2 528	2 559	1,2%
87	DOWN ↓	82	CZ	TESCO STORES ČR A.S.	Non specialised trade	1 572	1 545	-1,7%	-147,8	-145,1	1,9%	10 806	10 967	1,5%
88	DOWN ↓	73	BG	LUKOIL-BULGARIA LTD	Minerals, chemicals, petroleum, plastics & pharma	1 612	1 536	-4,7%	-17,1	-3,2	81,5%	2 781	2 796	0,5%
89	DOWN ↓	84	LT	MAXIMA LT UAB	Non specialised trade	1 495	1 524	2,0%	56,0	72,4	29,1%	16 987	17 151	1,0%
90	DOWN ↓	86	PL	T-MOBILE POLSKA S.A.	Electronics and Information & Telecommunication	1 469	1 515	3,1%	257,7	n.a.	n.a.	4 000	4 400	10,0%
91	UP ↑	108	PL	ROSSMANN SUPERMARKETY DROGERYJNE POLSKA SP. Z O.O.	Non specialised trade	1 272	1 459	14,6%	143,6	n.a.	n.a.	n.a.	11 787	n.a.
92	UP ↑	120	PL	SHELL POLSKA SP. Z O.O.	Minerals, chemicals, petroleum, plastics & pharma	1 164	1 447	24,3%	n.a.	n.a.	n.a.	2 212	2 384	7,8%
93	DOWN ↓	85	SI	POSLOVNI SISTEM MERCATOR D.D.	Non specialised trade	1 471	1 444	-1,8%	-95,1	-3,8	96,0%	9 797	9 677	-1,2%
94	UP ↑	98	PL	VOLKSWAGEN MOTOR POLSKA SP. Z O.O.	Automotive & transport	1 327	1 437	8,2%	40,2	35,1	-12,5%	1 173	1 296	10,5%
95	UP ↑	149	PL	PKP ENERGETYKA S.A.	Utilities & public services	1 012	1 422	40,4%	11,4	-5,6	-148,8%	7 189	7 000	-2,6%
96	DOWN ↓	94	PL	SAMSUNG ELECTRONICS POLSKA SP. Z O.O.	Electronics and Information & Telecommunication	1 363	1 402	2,9%	30,2	n.a.	n.a.	2 600	2 600	0,0%
97	UP ↑	114	HU	BORSODCHEM ZRT.	Minerals, chemicals, petroleum, plastics & pharma	1 461	1 398	-4,3%	-7,8	43,3	651,4%	2 490	2 490	0,0%
98	UP ↑	109	PL	FARMACOL S.A.*	Minerals, chemicals, petroleum, plastics & pharma	1 257	1 386	10,2%	24,4	21,7	-11,4%	2 458	2 458	0,0%
99	UP ↑	106	PL	ITM POLSKA SP. Z O.O. (GRUPA MUSZKIETERÓW)*	Non specialised trade	1 273	1 374	7,9%	n.a.	n.a.	n.a.	14 500	15 500	6,9%
100	UP ↑	103	PL	POCZTA POLSKA S.A.*	Electronics and Information & Telecommunication	1 423	1 371	-3,6%	18,2	4,5	-75,1%	79 471	75 000	-5,6%
101	DOWN ↓	92	CZ	TŘINECKÉ ŽELEZÁRNY, A.S.	Metals	1 419	1 366	-3,7%	112,8	102,9	-8,8%	6 919	7 020	1,5%
102	DOWN ↓	78	SK	SLOVENSKÝ PLYNÁRENSKÝ PRIEMYSEL, A.S.	Utilities & public services	1 544	1 358	-12,0%	288,5	435,1	50,8%	789	750	-4,9%
103	DOWN ↓	99	SK	TESCO STORES SR, a.s.	Non specialised trade	1 372	1 338	-2,4%	16,8	-44,3	-364,3%	9 997	10 000	0,0%
104	UP ↑	118	PL	BORYSZEW S.A.*	Minerals, chemicals, petroleum, plastics & pharma	1 186	1 332	12,3%	36,6	19,6	-46,3%	8 285	8 170	-1,4%
105	UP ↑	107	HU	SPAR MAGYARORSZÁG KERESKEDELMI KFT.	Non specialised trade	1 268	1 310	3,3%	-58,5	22,9	139,1%	14 015	13 432	-4,2%
106	NEW		HU	MOL PETROLKÉMIAI ZRT.	Minerals, chemicals, petroleum, plastics & pharma	1 273	1 310	2,9%	95,2	382,0	301,3%	981	1 042	6,2%
107	DOWN ↓	100	SI	HOLDING SLOVENSKE ELEKTRARNE D.O.O.	Utilities & public services	1 378	1 309	-5,0%	70,4	-323,1	-558,9%	131	129	-1,5%
108	DOWN ↓	104	PL	CASTORAMA POLSKA SP. Z O.O.	Construction	1 289	1 299	0,8%	94,0	74,6	-20,6%	10 000	10 000	0,0%
109	UP ↑	122	PL	CAN-PACK S.A.*	Paper, packaging & printing	1 157	1 297	12,1%	109,4	139,0	27,1%	4 171	4 702	12,7%
110	UP ↑	126	SK	MOBIS SLOVAKIA, S. R. O.	Automotive & transport	1 136	1 261	11,0%	32,7	36,6	11,7%	1 703	1 830	7,5%
111	UP ↑	119	RS	JP EPS BEOGRAD	Utilities & public services	1 174	1 259	7,2%	22,0	90,4	311,1%	20 432	21 299	4,2%
112	UP ↑	143	PL	P4 SP. Z O.O.*	Electronics and Information & Telecommunication	1 030	1 258	22,1%	113,7	153,3	34,9%	2 103	2 485	18,2%

COFACE CEE TOP 500 COMPANIES

2016 Edition

* consolidated, ** estimated, 1 integration of Alstom Power and Grid
 *** consolidated for 2014 only, n.a. not available.

Rank 2015	Change in Position	Rank 2014	Country	Company Name	Main sector	Turnover 2014 MEUR	Turnover 2015 MEUR	Change Turnover	Net Profit 2014 MEUR	Net Profit 2015 MEUR	Change Net Profit	Employment 2014	Employment 2015	Change Employment
113	UP	132	HU	CONTINENTAL GROUP *	Electronics and Information & Telecommunication	1 133	1 249	10,3%	51,9	71,5	37,9%	5 239	5 611	7,1%
114	UP	142	CZ	LIDL ČESKÁ REPUBLIKA V.O.S.	Non specialised trade	1 077	1 245	15,6%	63,9	96,2	50,5%	4 127	4 127	0,0%
115	UP	134	PL	LPP S.A.*	Textiles, leather & clothing	1 119	1 203	7,6%	113,0	82,4	-27,1%	1 200	n.a.	n.a.
116	DOWN	101	RO	LUKOIL ROMANIA SRL	Minerals, chemicals, petroleum, plastics & pharma	1 296	1 202	-7,2%	0,0	7,7	21246,7%	3 013	2 986	-0,9%
117	DOWN	93	EE	ERICSSON EESTI AS	Electronics and Information & Telecommunication	1 363	1 196	-12,2%	24,8	-1,5	-106,1%	1 493	1 418	-5,0%
118	DOWN	112	PL	ŻABKA POLSKA SP. Z O.O.*	Non specialised trade	1 233	1 196	-3,0%	-44,1	-15,0	65,9%	n.a.	n.a.	n.a.
119	UP	130	CZ	MOL ČESKÁ REPUBLIKA S.R.O.	Minerals, chemicals, petroleum, plastics & pharma	1 158	1 192	2,9%	3,3	3,3	-0,1%	50	59	18,0%
120	UP	131	PL	LG ELECTRONICS MŁAWA SP. Z O.O.	Electronics and Information & Telecommunication	1 124	1 187	5,6%	14,9	55,6	273,5%	2 550	2 175	-14,7%
121	DOWN	111	HU	PANRUSGÁZ GÁZKERESKEDELMI ZRT.	Minerals, chemicals, petroleum, plastics & pharma	1 232	1 186	-3,7%	-1,7	-0,4	77,6%	6	8	33,3%
122	UP	124	PL	IMPERIAL TOBACCO POLSKA S.A.	Agriculture, meat, agro food & wines	1 148	1 172	2,2%	15,9	22,1	39,1%	961	900	-6,3%
123	UP	125	SK	FOXCONN SLOVAKIA, SPOL. S R.O.	Electronics and Information & Telecommunication	1 141	1 170	2,5%	0,4	13,8	3230,6%	869	846	-2,6%
124	DOWN	116	SI	KRKA, TOVARNA ZDRAVIL, D.D., NOVO MESTO	Minerals, chemicals, petroleum, plastics & pharma	1 212	1 168	-3,6%	144,4	146,3	1,3%	4 680	4 823	3,1%
125	UP	133	HU	RICHTER GEDEON VEGYÉSZETI GYÁR NYRT. *	Minerals, chemicals, petroleum, plastics & pharma	1 119	1 156	3,3%	79,2	172,6	117,9%	6 953	6 673	-4,0%
126	UP	128	PL	LG ELECTRONICS WROCLAW SP. Z O.O.	Electronics and Information & Telecommunication	1 136	1 150	1,2%	8,0	12,8	59,1%	1 500	1 110	-26,0%
127	DOWN	102	PL	ABC DATA S.A.*	Electronics and Information & Telecommunication	1 307	1 139	-12,9%	7,8	11,0	40,7%	564	570	1,1%
128	UP	145	RO	CARREFOUR ROMANIA SA	Non specialised trade	1 008	1 138	12,9%	26,4	28,2	7,1%	7 284	7 985	9,6%
129	DOWN	90	CZ	O2 CZECH REPUBLIC A.S.	Electronics and Information & Telecommunication	1 438	1 135	-21,0%	146,6	238,4	62,6%	3 116	2 967	-4,8%
130	DOWN	127	LV	URALCHEM TRADING SIA	Minerals, chemicals, petroleum, plastics & pharma	1 136	1 133	-0,2%	22,0	25,1	14,1%	29	30	3,4%
131	DOWN	91	RS	FCA SRBIJA D.O.O. KRAGUJEVAC	Automotive & transport	1 260	1 127	-10,6%	20,3	19,6	-3,3%	3 437	3 338	-2,9%
132	UP	152	PL	BSH SPRZĘT GOSPODARSTWA DOMOWEGO SP. Z O.O. **	Electronics and Information & Telecommunication	1 005	1 126	12,0%	-14,2	n.a.	n.a.	2 002	n.a.	n.a.
133	UP	165	PL	INTER CARS S.A.*	Automotive & transport	929	1 125	21,1%	41,7	35,4	-15,0%	1 730	1 967	13,7%
134	UP	176	CZ	MOBIS AUTOMOTIVE CZECH S.R.O.	Automotive & transport	890	1 122	26,0%	1,1	3,0	177,6%	800	816	2,0%
135	DOWN	121	PL	BUDIMEX S.A.*	Construction	1 068	1 118	4,7%	36,6	48,8	33,3%	4 656	5 185	11,4%
136	DOWN	123	PL	PKP POLSKIE LINIE KOLEJOWE S.A.	Automotive & transport	1 149	1 115	-2,9%	n.a.	n.a.	n.a.	38 264	n.a.	n.a.
137	UP	155	HU	SZERENCSEJÁTÉK ZRT. *	Others	989	1 112	12,4%	59,2	60,1	1,5%	1 533	1 650	7,6%
138	NEW		CZ	GECO, A.S.	Agriculture, meat, agro food & wines	948	1 109	17,0%	9,1	13,6	48,6%	1 581	1 610	1,8%
139	NEW		PL	CIRCLE K POLSKA SP. Z O.O.	Minerals, chemicals, petroleum, plastics & pharma	1 612	1 104	-31,5%	-1,8	12,9	824,1%	n.a.	2 000	n.a.
140	DOWN	136	PL	MICHELIN POLSKA S.A. **	Automotive & transport	1 108	1 099	-0,8%	77,1	614,8	697,0%	4 328	4 275	-1,2%

COFACE CEE TOP 500 COMPANIES

2016 Edition






















* consolidated, ** estimated, 1 integration of Alstom Power and Grid
 *** consolidated for 2014 only, n.a. not available.

Rank 2015	Change in Position	Rank 2014	Country	Company Name	Main sector	Turnover 2014 MEUR	Turnover 2015 MEUR	Change Turnover	Net Profit 2014 MEUR	Net Profit 2015 MEUR	Change Net Profit	Employment 2014	Employment 2015	Change Employment
141	UP	259	PL	VALEO AUTOSYSTEMY SP. Z O.O.*	Automotive & transport	925	1 097	18,6%	70,7	n.a.	n.a.	5 158	5 486	6,4%
142	UP	159	LT	LIETUVOS ENERGIJA UAB*	Utilities & public services	973	1 096	12,7%	-280,0	55,3	119,8%	5 600	5 300	-5,4%
143	DOWN	140	RO	E.ON ENERGIE ROMANIA SA	Utilities & public services	1 044	1 070	2,4%	20,8	24,7	19,0%	187	183	-2,1%
144	NEW		RO	LIDL DISCOUNT SRL	Non specialised trade	859	1 044	21,5%	13,3	38,0	186,2%	3 505	3 771	7,6%
145	DOWN	135	PL	POLSKA GRUPA FARMACEUTYCZNA S.A.	Minerals, chemicals, petroleum, plastics & pharma	1 117	1 043	-6,6%	13,0	8,9	-31,2%	480	371	-22,7%
146	UP	172	SK	OKTE, A.S.	Non specialised trade	888	1 043	17,5%	0,0	0,3	631,9%	36	35	-2,8%
147	DOWN	129	PL	SKANSKA S.A.	Construction	1 134	1 039	-8,4%	38,9	39,2	0,9%	7 421	6 432	-13,3%
148	UP	156	PL	GLAXOSMITHKLINE PHARMACEUTICALS S.A.	Minerals, chemicals, petroleum, plastics & pharma	989	1 039	5,0%	50,2	33,1	-34,1%	608	633	4,1%
149	UP	177	SI	REVOZ D.D.	Automotive & transport	863	1 035	20,0%	126,2	11,6	-90,8%	1 980	1 923	-2,9%
150	UP	192	PL	TOTALIZATOR SPORTOWY SP. Z O.O.	Others	824	1 018	23,7%	51,1	66,7	30,5%	1 098	1 177	7,2%
151	UP	160	PL	ANIMEX FOODS SP. Z O.O. SPK.*	Agriculture, meat, agro food & wines	930	1 016	9,3%	-3,9	n.a.	n.a.	n.a.	8 300	n.a.
152	UP	197	CZ	INVENTEC (CZECH), S.R.O.	Electronics and Information & Telecommunication	828	1 016	22,8%	0,4	0,3	-21,0%	287	286	-0,3%
153	UP	158	PL	PKP CARGO S.A.*	Automotive & transport	976	1 016	4,0%	18,4	7,4	-59,9%	24 960	23 805	-4,6%
154	DOWN	115	HR	HRVATSKA ELEKTROPRIVREDA D.D.	Utilities & public services	1 177	1 014	-13,8%	159,6	227,8	42,7%	447	443	-0,9%
155	UP	162	RO	ORANGE ROMANIA SA	Electronics and Information & Telecommunication	955	1 014	6,2%	89,2	57,9	-35,1%	2 653	2 386	-10,1%
156	DOWN	147	SK	ZAPADOSLOVENSKA ENERGETIKA *	Utilities & public services	1 013	1 009	-0,4%	83,5	88,5	6,0%	1 817	1 767	-2,8%
157	UP	163	HU	PCE PARAGON SOLUTIONS KFT.	Electronics and Information & Telecommunication	1 076	1 002	-6,8%	3,9	-15,2	-485,9%	559	413	-26,1%
158	DOWN	148	RO	ENGIE ROMANIA SA	Utilities & public services	1 002	1 002	0,0%	86,3	82,2	-4,8%	554	553	-0,2%
159	UP	189	PL	ELECTROLUX POLAND SP. Z O.O.	Electronics and Information & Telecommunication	825	1 001	21,3%	12,7	22,7	78,4%	3 600	4 778	32,7%
160	DOWN	151	PL	KOMPANIA PIWOWARSKA S.A.	Agriculture, meat, agro food & wines	1 010	997	-1,3%	128,4	174,3	35,7%	3 261	2 985	-8,5%
161	NEW		RO	METRO CASH & CARRY ROMANIA SRL	Non specialised trade	992	993	0,1%	-0,3	7,8	2920,0%	5 125	4 576	-10,7%
162	UP	175	CZ	T-MOBILE CZECH REPUBLIC A.S.	Electronics and Information & Telecommunication	891	993	11,5%	197,0	174,2	-11,6%	3 200	3 500	9,4%
163	DOWN	117	PL	LUMILEDS POLAND S.A. (PREVIOUS NAME: DAWNIEJ PHILIPS LIGHTING POLAND S.A.)	Electronics and Information & Telecommunication	1 207	987	-18,2%	63,2	145,7	130,7%	4 454	4 000	-10,2%
164	DOWN	150	PL	CARGILL POLAND SP. Z O.O.	Agriculture, meat, agro food & wines	1 012	983	-2,8%	28,0	9,3	-66,9%	1 600	1 600	0,0%
165	UP	183	RO	AUCHAN ROMANIA SA	Non specialised trade	833	982	17,9%	-13,6	11,7	185,7%	9 344	9 430	0,9%
166	DOWN	164	HU	CHINOIN GYOGYSZER- ES VEGYESZETI TERMÉKEK GYÁRA ZRT. *	Minerals, chemicals, petroleum, plastics & pharma	940	979	4,2%	99,3	120,4	21,2%	1 522	1 504	-1,2%
167	DOWN	161	RO	MOL ROMANIA PETROLEUM PRODUCTS SRL	Minerals, chemicals, petroleum, plastics & pharma	962	977	1,6%	20,8	15,9	-23,5%	198	201	1,5%
168	UP	204	LT	SANITEX UAB*	Non specialised trade	791	973	23,0%	14,5	12,8	-11,7%	2 484	3 122	25,7%

COFACE CEE TOP 500 COMPANIES

2016 Edition






















* consolidated, ** estimated, 1 integration of Alstom Power and Grid
 *** consolidated for 2014 only, n.a. not available.

Rank 2015	Change in Position	Rank 2014	Country	Company Name	Main sector	Turnover 2014 MEUR	Turnover 2015 MEUR	Change Turnover	Net Profit 2014 MEUR	Net Profit 2015 MEUR	Change Net Profit	Employment 2014	Employment 2015	Change Employment
169	UP 	211	RO	DEDEMAN SRL	Non specialised trade	754	964	27,8%	91,9	124,5	35,4%	7 179	7 656	6,6%
170	DOWN 	137	PL	SYNTHOS S.A.*	Minerals, chemicals, petroleum, plastics & pharma	1 083	952	-12,1%	83,8	99,9	19,2%	2 208	2 359	6,8%
171	DOWN 	144	CZ	SIEMENS S.R.O.	Electronics and Information & Telecommunication	1 049	944	-10,0%	65,1	50,2	-22,8%	9 700	9 700	0,0%
172	DOWN 	167	PL	GRUPA SAINT-GOBAIN POLSKA*	Minerals, chemicals, petroleum, plastics & pharma	912	938	2,9%	n.a.	n.a.	n.a.	6 000	6 000	0,0%
173	UP 	275	CZ	PORSCHE ČESKÁ REPUBLIKA S.R.O.	Automotive & transport	641	937	46,2%	11,0	21,6	95,2%	130	130	0,0%
174	DOWN 	169	RO	ELECTRICA FURNIZARE SA	Utilities & public services	887	923	4,1%	45,3	29,0	-35,9%	1 219	1 198	-1,7%
175	DOWN 	173	SK	STREDOSLOVENSKÁ ENERGETIKA, A.S. *	Utilities & public services	871	923	5,9%	88,2	110,7	25,5%	1 608	1 616	0,5%
176	UP 	337	RS	MERCATOR-S DOO NOVI SAD	Non specialised trade	589	914	55,2%	0,8	3,1	278,5%	5 465	8 723	59,6%
177	DOWN 	157	HU	JABIL CIRCUIT MAGYARORSZÁG SZERZŐDÉSES GYÁRTÓ KFT.	Electronics and Information & Telecommunication	1 098	914	-16,8%	61,0	-1,7	-102,8%	3 853	3 712	-3,7%
178	NEW		PL	BASELL ORLEN POLYOLEFINS SP. Z O.O.*	Minerals, chemicals, petroleum, plastics & pharma	815	913	12,0%	n.a.	n.a.	n.a.	402	387	-3,7%
179	UP 	206	SI	LEK FARMACEVTSKA DRUŽBA D.D.	Minerals, chemicals, petroleum, plastics & pharma	785	910	15,9%	69,3	115,9	67,3%	2 978	3 152	5,8%
180	UP 	184	HU	TEVA GYÓGYSZERGYÁR ZRT. *	Minerals, chemicals, petroleum, plastics & pharma	840	900	7,2%	246,9	321,3	30,1%	2 855	2 944	3,1%
181	DOWN 	153	RO	SOCIETATEA NATIONALA DE GAZE NATURALE ROMGAZ SA	Minerals, chemicals, petroleum, plastics & pharma	993	896	-9,8%	311,6	264,0	-15,3%	6 233	6 191	-0,7%
182	UP 	203	SK	CONTINENTAL MATADOR RUBBER, S.R.O.	Automotive & transport	792	895	12,9%	130,8	170,4	30,3%	2 644	2 604	-1,5%
183	DOWN 	170	SK	LIDL SLOVENSKÁ REPUBLIKA, V.O.S.	Non specialised trade	795	890	12,0%	66,5	75,0	12,8%	3 295	3 800	15,3%
184	UP 	186	HU	LIDL MAGYARORSZÁG KERESKEDELMI BT. **	Non specialised trade	828	889	7,4%	25,9	8,2	-68,2%	3 778	3 601	-4,7%
185	UP 	210	PL	MASPEX-GMW SP. Z O.O. SP.K. *	Agriculture, meat, agro food & wines	774	875	13,0%	n.a.	n.a.	n.a.	5 200	6 400	23,1%
186	DOWN 	180	HU	ELECTROLUX LEHEL HŰTŐGÉPGYÁR KFT.	Electronics and Information & Telecommunication	847	871	2,8%	-4,2	4,0	195,1%	3 099	2 918	-5,8%
187	DOWN 	166	HR	HEP-ODS D.O.O.	Utilities & public services	874	867	-0,8%	81,2	94,9	17,0%	7 514	7 680	2,2%
188	UP 	195	PL	EDF POLSKA S.A.	Utilities & public services	817	862	5,5%	1,2	-112,9	-9613,6%	2 134	2 111	-1,1%
189	DOWN 	188	CZ	PHOENIX LÉKÁRENSKÝ VELKOOBCHOD A.S.	Minerals, chemicals, petroleum, plastics & pharma	846	862	1,8%	8,1	6,8	-15,9%	666	709	6,5%
190	DOWN 	171	HU	OMV HUNGÁRIA ÁSVÁNYOLAJ KFT.	Non specialised trade	887	857	-3,4%	0,3	13,3	5096,5%	47	47	0,0%
191	UP 	194	PL	GLENCORE POLSKA SP. Z O.O.	Agriculture, meat, agro food & wines	817	856	4,8%	8,2	7,9	-2,9%	74	89	20,3%
192	DOWN 	187	CZ	GLOBUS ČR, K.S.	Non specialised trade	847	848	0,1%	7,7	12,9	68,0%	5 898	5 862	-0,6%
193	UP 	208	CZ	BOSCH DIESEL S.R.O.	Automotive & transport	802	847	5,6%	14,7	22,1	50,3%	4 200	3 939	-6,2%
194	UP 	201	RO	ARCELORMITTAL GALATI SA	Metals	794	841	5,9%	-106,6	-65,8	38,3%	6 752	6 379	-5,5%
195	DOWN 	168	RO	FORD ROMANIA SA	Automotive & transport	896	830	-7,3%	5,6	-18,0	-421,5%	3 143	2 668	-15,1%
196	UP 	313	HU	HARMAN BECKER GÉPKOCSIRENDSZER GYÁRTÓ KFT.	Electronics and Information & Telecommunication	552	830	50,3%	13,2	16,1	21,8%	1 376	2 468	79,4%

COFACE CEE TOP 500 COMPANIES

2016 Edition

* consolidated, ** estimated, 1 integration of Alstom Power and Grid
 *** consolidated for 2014 only, n.a. not available.

Rank 2015	Change in Position	Rank 2014	Country	Company Name	Main sector	Turnover 2014 MEUR	Turnover 2015 MEUR	Change Turnover	Net Profit 2014 MEUR	Net Profit 2015 MEUR	Change Net Profit	Employment 2014	Employment 2015	Change Employment
197	NEW		PL	UNILEVER POLSKA SP. Z O.O.	Agriculture, meat, agro food & wines	635	821	29,2%	11,6	n.a.	n.a.	n.a.	n.a.	n.a.
198	UP 	199	HU	SHELL HUNGARY KERESKEDELMI ZRT.	Minerals, chemicals, petroleum, plastics & pharma	801	820	2,4%	-8,7	10,7	223,3%	120	143	19,2%
199	UP 	200	SK	KAUFLAND SLOVENSKÁ REPUBLIKA, V.O.S., BRATISLAVA	Non specialised trade	743	813	9,4%	29,7	34,4	15,9%	5 455	6 146	12,7%
200	NEW		CZ	ADMIRAL GLOBAL BETTING A.S.	Others	628	810	29,0%	17,9	26,3	47,1%	486	561	15,4%
201	UP 	230	PL	CEDC INTERNATIONAL SP. Z O.O. **	Agriculture, meat, agro food & wines	724	805	11,3%	-99,5	-2,1	97,9%	869	1 004	15,5%
202	DOWN 	182	PL	SPÓŁDZIELNIA MLECZARSKA MLEKOVITA	Agriculture, meat, agro food & wines	845	804	-4,8%	16,0	12,9	-19,4%	2 370	2 370	0,0%
203	NEW		CZ	BILLA, SPOL. S.R.O.	Non specialised trade	792	800	1,1%	12,6	13,4	6,4%	5 657	5 450	-3,7%
204	UP 	225	LT	KONCERNAS ACHEMOS GRUPE UAB*	Others	732	797	8,8%	69,2	85,6	23,8%	n.a.	n.a.	n.a.
205	NEW		PL	ANWIL S.A.*	Minerals, chemicals, petroleum, plastics & pharma	772	794	2,9%	0,6	95,7	16792,4%	2 843	1 939	-31,8%
206	UP 	217	HU	KITE MEZŐGAZDASÁGI SZOLGÁLTATÓ ÉS KERESKEDELMI ZRT. *	Mechanics and precision	747	793	6,2%	12,9	9,6	-25,8%	901	959	6,4%
207	DOWN 	193	PL	FCA POWERTRAIN POLAND SP. Z O.O.	Mechanics and precision	820	793	-3,3%	57,3	46,5	-18,8%	n.a.	n.a.	n.a.
208	NEW		HU	HUNGAROPHARMA GYÓGYSZERKERESKEDELMI ZRT. *	Minerals, chemicals, petroleum, plastics & pharma	715	788	10,3%	10,6	13,2	24,0%	666	657	-1,4%
209	UP 	272	RO	MEGA IMAGE SRL	Non specialised trade	622	788	26,5%	12,3	22,7	84,6%	7 161	8 077	12,8%
210	UP 	222	LV	RIMI LATVIA SIA	Non specialised trade	741	785	6,0%	23,6	27,4	16,0%	5 255	5 988	13,9%
211	UP 	243	PL	AMREST HOLDINGS SE*	Others	692	783	13,1%	10,8	36,9	241,5%	23 039	23 623	2,5%
212	NEW		CZ	SEVEN EC, A.S.	Utilities & public services	344	783	127,5%	15,1	13,3	-12,3%	272	296	8,8%
213	UP 	229	PL	TRW POLSKA SP. Z O.O.	Automotive & transport	725	783	7,9%	18,3	21,6	18,2%	4 210	4 210	0,0%
214	UP 	216	PL	SOKOŁÓW S.A.*	Agriculture, meat, agro food & wines	751	781	3,9%	27,7	n.a.	n.a.	6 643	6 643	0,0%
215	UP 	218	CZ	ČESKÉ DRÁHY A.S.	Automotive & transport	767	780	1,7%	-35,4	-74,6	-110,8%	15 500	15 500	0,0%
216	UP 	269	SK	EUSTREAM, A.S.	Utilities & public services	630	776	23,2%	334,0	418,3	25,2%	826	748	-9,4%
217	DOWN 	202	PL	TELE-FONIKA KABLE S.A.	Electronics and Information & Telecommunication	745	773	3,8%	27,3	49,0	79,6%	2 517	2 500	-0,7%
218	DOWN 	190	RO	OMV PETROM GAS SRL	Minerals, chemicals, petroleum, plastics & pharma	815	773	-5,2%	25,9	6,1	-76,4%	45	51	13,3%
219	UP 	252	HU	PORSCHE HUNGARIA KERESKEDELMI KFT.	Automotive & transport	664	770	16,0%	4,3	4,4	3,0%	249	259	4,0%
220	DOWN 	198	HR	HRVATSKI TELEKOM D.D.	Electronics and Information & Telecommunication	794	769	-3,1%	148,0	117,0	-21,0%	4 728	4 045	-14,4%
221	DOWN 	212	PL	CIECH S.A.*	Minerals, chemicals, petroleum, plastics & pharma	761	768	0,9%	39,0	81,1	108,0%	3 475	3 719	7,0%
222	NEW		SK	TESCO INTERNATIONAL CLOTHING BRAND S.R.O.	Automotive & transport	730	765	4,7%	-1,3	0,7	155,5%	n.a.	n.a.	n.a.
223	UP 	280	PL	WĘGŁOKOKS S.A.*	Minerals, chemicals, petroleum, plastics & pharma	718	761	6,0%	34,8	23,8	-31,5%	n.a.	4 967	n.a.
224	UP 	276	BG	KAUFLAND BULGARIA EOOD & CO*	Non specialised trade	676	760	12,4%	34,3	42,1	22,8%	6 890	7 498	8,8%

COFACE CEE TOP 500 COMPANIES

2016 Edition

* consolidated, ** estimated, 1 integration of Alstom Power and Grid
 *** consolidated for 2014 only, n.a. not available.

Rank 2015	Change in Position	Rank 2014	Country	Company Name	Main sector	Turnover 2014 MEUR	Turnover 2015 MEUR	Change Turnover	Net Profit 2014 MEUR	Net Profit 2015 MEUR	Change Net Profit	Employment 2014	Employment 2015	Change Employment
225	DOWN ↓	215	PL	BASF POLSKA SP. Z O.O.*	Minerals, chemicals, petroleum, plastics & pharma	756	760	0,5%	n.a.	n.a.	n.a.	600	647	7,8%
226	UP ↑	231	HU	PHOENIX PHARMA GYÓGYSZERKERESKEDELMI ZRT.	Minerals, chemicals, petroleum, plastics & pharma	720	757	5,1%	16,6	15,4	-7,3%	591	579	-2,0%
227	DOWN ↓	178	PL	KATOWICKI HOLDING WĘGLOWY S.A.*	Minerals, chemicals, petroleum, plastics & pharma	859	754	-12,2%	-103,5	-63,1	39,1%	17 575	15 862	-9,7%
228	NEW		HU	MICHELIN HUNGÁRIA ABRONCSGYÁRTÓ KFT.	Automotive & transport	783	753	-3,7%	19,1	37,4	95,4%	1 636	1 325	-19,0%
229	DOWN ↓	219	HU	LEAR CORPORATION HUNGARY AUTÓIPARI GYÁRTÓ KFT.	Automotive & transport	744	745	0,1%	16,1	36,6	127,5%	3 483	3 311	-4,9%
230	UP ↑	236	RO	MEDIPLUS EXIM SRL	Minerals, chemicals, petroleum, plastics & pharma	699	743	6,2%	9,7	19,5	100,7%	873	885	1,4%
231	UP ↑	382	PL	POJAZDY SZYNOWE PESA BYDGOSZCZ S.A.	Automotive & transport	460	742	61,2%	6,9	-30,6	-541,9%	3 200	3 609	12,8%
232	UP ↑	256	PL	IMPEXMETAL S.A.*	Metals	661	740	11,9%	28,6	34,6	21,3%	1 883	1 925	2,2%
233	UP ↑	266	HU	LUK SAVARIA KUPLUNGGYÁRTÓ KFT.	Automotive & transport	633	738	16,7%	35,1	46,0	30,8%	2 290	2 713	18,5%
234	UP ↑	237	RO	VODAFONE ROMANIA SA	Electronics and Information & Telecommunication	696	736	5,7%	35,1	39,9	13,8%	2 729	2 724	-0,2%
235	DOWN ↓	228	PL	GRUPA ŻYWIEC S.A.*	Agriculture, meat, agro food & wines	725	735	1,3%	37,4	69,9	87,1%	4 148	3 550	-14,4%
236	UP ↑	247	PL	STALPRODUKT S.A.*	Metals	670	734	9,6%	23,8	53,3	124,1%	5 875	5 821	-0,9%
237	UP ↑	278	RO	SAMSUNG ELECTRONICS ROMANIA SRL	Electronics and Information & Telecommunication	613	731	19,4%	13,1	13,3	1,4%	138	122	-11,6%
238	DOWN ↓	179	CZ	OMV ČESKÁ REPUBLIKA S.R.O.	Minerals, chemicals, petroleum, plastics & pharma	873	727	-16,8%	-0,1	6,6	4967,6%	45	40	-11,1%
239	DOWN ↓	234	SI	GORENJE GOSPODINJSKI APARATI, D.D.	Electronics and Information & Telecommunication	714	719	0,8%	6,3	-4,0	-163,2%	4 121	4 146	0,6%
240	DOWN ↓	235	RS	TELEKOM SRBIJA A.D., BEOGRAD	Electronics and Information & Telecommunication	702	719	2,4%	138,8	134,2	-3,3%	9 072	8 660	-4,5%
241	UP ↑	254	PL	NESTLE POLSKA S.A.	Agriculture, meat, agro food & wines	662	718	8,5%	35,9	42,7	n.a.	3 550	3 724	4,9%
242	DOWN ↓	233	CZ	METALIMEX A.S.	Minerals, chemicals, petroleum, plastics & pharma	739	718	-2,8%	6,7	3,0	-55,1%	106	100	-5,7%
243	NEW		PL	MAGNETI MARELLI POLAND SP. Z O.O.	Electronics and Information & Telecommunication	344	717	108,7%	20,0	n.a.	n.a.	3 284	3 621	10,3%
244	DOWN ↓	224	BG	CEZ ELECTRO BULGARIA JSC	Utilities & public services	734	717	-2,4%	12,7	4,4	-64,9%	78	79	1,3%
245	DOWN ↓	205	BG	BULGARGAZ JSC	Minerals, chemicals, petroleum, plastics & pharma	787	716	-9,1%	2,6	10,4	297,1%	56	59	5,4%
246	NEW		CZ	EP ENERGY TRADING, A.S.	Utilities & public services	632	713	12,8%	-2,8	8,7	407,8%	65	65	0,0%
247	NEW		CZ	ČESKÁ POŠTA S.P.	Electronics and Information & Telecommunication	699	713	2,0%	7,7	8,9	15,9%	32 000	30 194	-5,6%
248	NEW		PL	VESTAS-POLAND SP. Z O.O.	Mechanics and precision	220	712	223,9%	-0,4	0,3	170,7%	n.a.	143	n.a.
249	UP ↑	257	RO	J.T. INTERNATIONAL (ROMANIA) SRL	Agriculture, meat, agro food & wines	653	712	9,0%	13,1	15,9	21,1%	621	675	8,7%
250	DOWN ↓	181	PL	SPÓŁDZIELNIA MLECZARSKA MLEKPOL W GRAJEWIE	Agriculture, meat, agro food & wines	847	711	-16,1%	2,4	2,8	17,7%	2 200	2 200	0,0%
251	DOWN ↓	239	SK	SLOVAK TELEKOM, A.S.	Electronics and Information & Telecommunication	700	707	1,0%	40,7	69,7	71,4%	3 081	3 043	-1,2%
252	NEW		RO	SOCIETATEA COMERCIALA DE PRODUCERE A ENERGIEI ELECTRICE IN HIDROCENTRALE HIDROELECTRICA SA	Utilities & public services	753	704	-6,5%	208,1	198,8	-4,5%	3 973	3 568	-10,2%

COFACE CEE TOP 500 COMPANIES

2016 Edition

* consolidated, ** estimated, 1 integration of Alstom Power and Grid
 *** consolidated for 2014 only, n.a. not available.

Rank 2015	Change in Position	Rank 2014	Country	Company Name	Main sector	Turnover 2014 MEUR	Turnover 2015 MEUR	Change Turnover	Net Profit 2014 MEUR	Net Profit 2015 MEUR	Change Net Profit	Employment 2014	Employment 2015	Change Employment
253	UP	316	CZ	MND A.S.	Minerals, chemicals, petroleum, plastics & pharma	554	704	27,0%	53,9	19,1	-64,5%	389	417	7,2%
254	DOWN	214	PL	TRANSGOURMET POLSKA SP. Z O.O.	Non specialised trade	759	702	-7,5%	19,0	n.a.	n.a.	3 890	3 961	1,8%
255	NEW		HU	CONTINENTAL AUTOMOTIVE GROUP *	Electronics and Information & Telecommunication	666	701	5,2%	0,2	17,5	8111,2%	2 949	3 008	2,0%
256	DOWN	240	CZ	AGROFERT, A.S.	Agriculture, meat, agro food & wines	718	701	-2,4%	72,0	91,5	27,2%	165	165	0,0%
257	UP	323	HU	HANKOOK TIRE MAGYARORSZÁG GYÁRTÓ ÉS KERESKEDELMI KFT.	Automotive & transport	528	697	32,1%	109,8	169,0	53,9%	2 908	3 215	10,6%
258	DOWN	226	CZ	METROSTAV A.S.	Construction	751	693	-7,7%	16,8	16,7	-0,3%	3 006	2 990	-0,5%
259	DOWN	242	SI	TELEKOM SLOVENIJE, D.D.	Electronics and Information & Telecommunication	688	693	0,7%	17,9	45,9	156,2%	2 721	2 625	-3,5%
260	UP	274	PL	ZESPÓŁ ELEKTROWNI PAŃNÓW-ADAMÓW-KONIN S.A.*	Utilities & public services	629	691	10,0%	19,2	-441,2	-2394,7%	7 185	7 030	-2,2%
261	DOWN	245	LV	MAXIMA LATVIJA SIA	Non specialised trade	674	689	2,1%	13,9	19,2	37,9%	8 537	8 266	-3,2%
262	UP	298	CZ	PRAŽSKÁ ENERGETIKA A.S.*	Utilities & public services	686	683	-0,5%	85,2	92,4	8,5%	636	650	2,2%
263	DOWN	248	PL	NETTO SP. Z O.O.	Non specialised trade	669	681	1,8%	18,0	21,2	17,7%	4 000	5 000	25,0%
264	DOWN	227	PL	ARCTIC PAPER S.A.*	Paper, packaging & printing	672	680	1,2%	18,3	-6,2	-134,0%	1 763	1 770	0,4%
265	DOWN	253	PL	VOLVO POLSKA SP. Z O.O.	Automotive & transport	663	679	2,3%	5,5	4,3	-22,0%	2 929	2 970	1,4%
266	UP	329	CZ	ROBERT BOSCH spol. S.R.O.	Automotive & transport	536	677	26,2%	8,4	14,0	65,5%	2 400	3 090	28,8%
267	UP	312	RO	AUTOLIV ROMANIA SRL	Automotive & transport	539	675	25,1%	11,5	20,8	80,9%	6 893	8 124	17,9%
268	UP	288	HU	ALCOA-KÖFÉM SZÉKESFEHÉRVÁRI KÖNNYŰFÉMŰ KFT.	Metals	586	665	13,6%	71,7	78,8	9,9%	1 652	1 909	15,6%
269	UP	304	HU	NEMZETI ÚTDÍJFIZETÉSI SZOLGÁLTATÓ ZRT.	Automotive & transport	570	663	16,4%	-24,6	-20,9	15,0%	761	742	-2,5%
270	UP	315	RO	TINMAR OIL SA	Minerals, chemicals, petroleum, plastics & pharma	536	663	23,6%	9,0	3,1	-65,3%	66	71	7,6%
271	UP	283	CZ	DOPRAVNÍ PODNIK HL.M. PRAHY, AKCIOVÁ SPOLEČNOST	Automotive & transport	612	653	6,7%	11,7	46,5	297,3%	10 750	10 910	1,5%
272	NEW		PL	MAN TRUCKS SP. Z O.O.	Automotive & transport	527	653	23,9%	11,8	12,9	9,6%	n.a.	n.a.	n.a.
273	DOWN	270	RO	COMPANIA NATIONALA DE TRANSPORT AL ENERGIEI ELECTRICE TRANSELECTRICA SA	Utilities & public services	612	650	6,4%	79,0	79,6	0,7%	2 180	2 180	0,0%
274	NEW		PL	POLENERGIA S.A.*	Utilities & public services	219	650	196,7%	13,1	31,1	137,8%	287	285	-0,7%
275	UP	311	SK	VÝCHODOSLOVENSKÁ ENERGETIKA A.S.*	Utilities & public services	547	649	18,6%	56,5	70,6	25,0%	1 567	1 550	-1,1%
276	DOWN	268	RO	SELGROS CASH & CARRY SRL	Non specialised trade	626	649	3,6%	3,4	9,6	184,2%	3 882	3 745	-3,5%
277	UP	290	CZ	ČEPS, A.S.	Utilities & public services	601	641	6,8%	39,9	61,3	53,7%	479	500	4,4%
278	UP	307	PL	IKEA RETAIL SP. Z O.O.*	Non specialised trade	570	641	12,4%	5,0	10,3	103,5%	2 000	2 400	20,0%
279	DOWN	263	PL	GRUPA E.LECLERC*	Non specialised trade	644	640	-0,7%	n.a.	n.a.	n.a.	4 300	4 700	9,3%
280	UP	314	RS	JAVNO PREDUZEĆE SRBIJAGAS NOVI SAD	Minerals, chemicals, petroleum, plastics & pharma	574	638	11,1%	-370,3	24,4	106,6%	1 179	1 123	-4,7%


























COFACE CEE TOP 500 COMPANIES

2016 Edition

* consolidated, ** estimated, 1 integration of Alstom Power and Grid
 *** consolidated for 2014 only, n.a. not available.

Rank 2015	Change in Position	Rank 2014	Country	Company Name	Main sector	Turnover 2014 MEUR	Turnover 2015 MEUR	Change Turnover	Net Profit 2014 MEUR	Net Profit 2015 MEUR	Change Net Profit	Employment 2014	Employment 2015	Change Employment
281	DOWN ↓	191	CZ	SHELL CZECH REPUBLIC A.S.	Minerals, chemicals, petroleum, plastics & pharma	842	638	-24,3%	10,2	12,5	22,0%	102	97	-4,9%
282	UP ↑	327	CZ	IVECO CZECH REPUBLIC A.S.	Automotive & transport	539	636	18,0%	45,7	61,4	34,3%	2 600	1 959	-24,7%
283	NEW		CZ	PANASONIC AVC NETWORKS CZECH S.R.O.	Electronics and Information & Telecommunication	828	635	-23,3%	44,7	10,3	-77,1%	1 070	1 082	1,1%
284	DOWN ↓	271	HU	E. ON ENERGIASZOLGÁLTATÓ KFT.	Utilities & public services	628	634	1,0%	-21,7	-40,6	-87,1%	13	13	0,0%
285	DOWN ↓	281	HU	MAGYAR POSTA ZRT. *	Electronics and Information & Telecommunication	619	632	2,1%	0,5	0,7	46,1%	32 910	32 340	-1,7%
286	UP ↑	294	PL	RWE POLSKA S.A.	Utilities & public services	583	632	8,5%	93,4	92,5	-1,0%	1 250	1 280	2,4%
287	UP ↑	368	CZ	AT COMPUTERS A.S.	Electronics and Information & Telecommunication	493	631	27,9%	5,7	6,6	14,8%	294	292	-0,7%
288	DOWN ↓	273	RS	DELHAIZE SERBIA DOO BEOGRAD	Non specialised trade	611	631	3,3%	24,6	23,8	-3,4%	7 423	7 801	5,1%
289	DOWN ↓	249	HR	PETROL D.O.O.	Minerals, chemicals, petroleum, plastics & pharma	666	631	-5,3%	4,9	9,1	84,6%	716	767	7,1%
290	DOWN ↓	284	RO	CONTINENTAL AUTOMOTIVE PRODUCTS SRL	Automotive & transport	590	630	6,7%	133,0	157,0	18,0%	2 239	2 381	6,3%
291	UP ↑	292	HU	DELPHI HUNGARY AUTÓALKATRÉSZ GYÁRTÓ KFT.	Electronics and Information & Telecommunication	582	629	8,1%	50,3	8,3	-83,6%	1 549	1 771	14,3%
292	UP ↑	301	PL	ABB SP. Z O.O.	Electronics and Information & Telecommunication	571	628	10,0%	17,5	15,6	-11,1%	3 142	2 790	-11,2%
293	DOWN ↓	265	SK	JOHNSON CONTROLS INTERNATIONAL SPOL. S.R.O.	Automotive & transport	633	626	-1,1%	17,1	35,5	107,7%	3 150	2 743	-12,9%
294	UP ↑	417	CZ	EBERSPÄCHER SPOL. S.R.O.	Automotive & transport	445	621	39,7%	10,4	0,9	-91,3%	700	1 000	42,9%
295	DOWN ↓	285	RO	FARMEPERT D.C.I. SRL	Minerals, chemicals, petroleum, plastics & pharma	587	621	5,7%	22,9	16,6	-27,5%	745	964	29,4%
296	UP ↑	358	SK	OMV SLOVENSKO, S.R.O.	Minerals, chemicals, petroleum, plastics & pharma	692	618	-10,7%	8,5	13,0	53,0%	160	107	-33,1%
297	UP ↑	422	PL	GE POWER SP. Z O.O.	Mechanics and precision	430	615	43,1%	26,5	21,2	-19,9%	2 200	2 200	0,0%
298	UP ↑	308	PL	RENAULT POLSKA SP. Z O.O.	Automotive & transport	558	615	10,2%	5,0	4,6	-7,5%	135	135	0,0%
299	UP ↑	324	SK	FAURECIA SLOVAKIA S.R.O.	Automotive & transport	483	612	26,6%	23,9	22,5	-5,8%	1 970	1 966	-0,2%
300	UP ↑	353	SK	SAS AUTOMOTIVE, S.R.O.	Mechanics and precision	496	611	23,4%	5,9	8,5	44,4%	476	463	-2,7%
301	DOWN ↓	246	PL	DELPHI POLAND S.A.	Automotive & transport	674	609	-9,7%	-7,6	3,5	145,5%	4 674	5 112	9,4%
302	NEW		PL	DINO POLSKA S.A.*	Non specialised trade	494	605	22,5%	3,4	8,1	140,9%	6 500	8 327	28,1%
303	UP ↑	341	HU	MET MAGYARORSZÁG ENERGIAKERESKEDŐ ZRT.	Utilities & public services	512	602	17,6%	1,2	1,7	47,5%	45	77	71,1%
304	UP ↑	317	HU	OPEL SOUTHEAST EUROPE AUTÓFORGALMAZÓ KFT.	Automotive & transport	535	602	12,5%	0,9	3,8	299,2%	130	148	13,8%
305	DOWN ↓	244	SI	OMV SLOVENIJA D.O.O.	Minerals, chemicals, petroleum, plastics & pharma	683	601	-12,1%	12,7	18,0	41,3%	69	69	0,0%
306	UP ↑	309	PL	SAMSUNG ELECTRONICS POLAND MANUFACTURING SP. Z O.O.	Electronics and Information & Telecommunication	556	600	7,9%	17,8	21,2	18,6%	2 100	2 400	14,3%
307	DOWN ↓	305	PL	AVON DISTRIBUTION POLSKA SP. Z O.O.	Minerals, chemicals, petroleum, plastics & pharma	563	599	6,4%	24,2	5,7	-76,3%	1 819	1 650	-9,3%
308	UP ↑	328	CZ	BROSE CZ SPOL. S.R.O.	Automotive & transport	517	598	15,7%	11,8	16,9	42,8%	2 100	2 100	0,0%

COFACE CEE TOP 500 COMPANIES
2016 Edition

Rank 2015	Change in Position	Rank 2014	Country	Company Name	Main sector	Turnover 2014 MEUR	Turnover 2015 MEUR	Change Turnover	Net Profit 2014 MEUR	Net Profit 2015 MEUR	Change Net Profit	Employment 2014	Employment 2015	Change Employment
309	UP 	456	PL	POLIMEX-MOSTOSTAL S.A.*	Construction	493	598	21,2%	-35,9	16,2	145,0%	5 427	5 014	-7,6%
310	DOWN 	299	RO	SOCIETATEA COMPLEXUL ENERGETIC OLTENIA SA	Utilities & public services	567	597	5,2%	-153,3	-212,4	-38,5%	18 438	16 349	-11,3%
311	DOWN 	286	LT	PALINK UAB*	Non specialised trade	588	597	1,4%	3,6	9,7	167,7%	8 040	7 726	-3,9%
312	UP 	336	RO	RCS & RDS SA	Electronics and Information & Telecommunication	511	596	16,7%	-15,7	-5,1	67,8%	10 063	10 579	5,1%
313	UP 	319	SI	IMPOL D.O.O.	Metals	533	596	11,8%	5,7	6,4	11,7%	11	18	63,6%
314	NEW		PL	AVON OPERATIONS POLSKA SP. Z O.O.	Minerals, chemicals, petroleum, plastics & pharma	n.a.	594	n.a.	n.a.	5,6	n.a.	n.a.	n.a.	n.a.
315	UP 	359	PL	TOYOTA MOTOR POLAND COMPANY LIMITED SP. Z O.O.	Automotive & transport	493	589	19,4%	0,3	1,7	402,9%	100	100	0,0%
316	DOWN 	241	HU	BUDAPESTI ELEKTROMOS MŰVEK NYRT. *	Utilities & public services	544	588	8,1%	44,0	44,7	1,5%	330	336	1,8%
317	UP 	364	CZ	AUTOMOTIVE LIGHTING S.R.O.	Automotive & transport	500	588	17,6%	36,7	56,5	53,8%	1 452	2 000	37,7%
318	UP 	330	RO	REWE (ROMANIA) SRL	Non specialised trade	516	587	13,7%	2,5	2,8	13,1%	3 079	3 472	12,8%
319	UP 	424	SK	UNIPETROL SLOVENSKO S.R.O.	Minerals, chemicals, petroleum, plastics & pharma	621	580	-6,6%	1,2	1,4	23,8%	10	10	0,0%
320	UP 	356	CZ	PRAŽSKÁ PLYNÁRENSKÁ A.S.	Utilities & public services	506	575	13,6%	27,2	23,9	-12,0%	350	317	-9,4%
321	DOWN 	291	LT	LINAS AGRO GROUP AB*	Agriculture, meat, agro food & wines	585	574	-1,8%	23,6	9,2	-61,1%	2 266	2 334	3,0%
322	NEW		RO	TELEKOM ROMANIA COMMUNICATIONS SA	Electronics and Information & Telecommunication	589	570	-3,3%	-73,2	-27,2	62,9%	5 690	5 291	-7,0%
323	UP 	325	HU	FŐVÁROSI GÁZMŰVEK ZRT. *	Minerals, chemicals, petroleum, plastics & pharma	531	569	7,1%	3,8	8,5	119,7%	617	674	9,2%
324	DOWN 	297	PL	ANWIM S.A.	Minerals, chemicals, petroleum, plastics & pharma	576	567	-1,6%	0,7	1,6	133,0%	183	191	4,4%
325	DOWN 	277	PL	PT DYSTRYBUCJA S.A.	Agriculture, meat, agro food & wines	623	565	-9,3%	0,3	0,1	-48,7%	604	548	-9,3%
326	DOWN 	318	HU	PENNY-MARKET KERESKEDELMI KFT.	Non specialised trade	533	564	5,9%	4,9	6,6	35,7%	3 002	3 419	13,9%
327	UP 	443	RO	PROFI ROM FOOD SRL	Non specialised trade	408	563	38,1%	6,0	11,6	92,4%	5 672	7 354	29,7%
328	DOWN 	322	LT	ACHEMA AB	Minerals, chemicals, petroleum, plastics & pharma	530	563	6,0%	45,4	65,2	43,6%	1 150	1 166	1,4%
329	DOWN 	295	SK	ORANGE SLOVENSKO, A.S.	Electronics and Information & Telecommunication	580	561	-3,4%	103,1	88,2	-14,4%	1 133	1 087	-4,1%
330	DOWN 	293	PL	ZAKŁADY TŁUSZCZOWE KRUSZWICA S.A.*	Agriculture, meat, agro food & wines	583	556	-4,6%	28,4	22,3	-21,4%	933	900	-3,5%
331	DOWN 	326	SK	PHOENIX ZDRAVOTNICKE ZASOBOVANIE, A.S.	Minerals, chemicals, petroleum, plastics & pharma	526	552	4,9%	4,2	4,7	10,4%	441	446	1,1%
332	DOWN 	141	PL	KOLPORTER SP. Z O.O. SP.K.	Non specialised trade	1 054	552	-47,6%	8,5	7,1	-16,0%	774	776	0,3%
333	NEW		CZ	TRAVEL SERVICE A.S.	Automotive & transport	583	549	-5,7%	2,2	7,1	220,5%	1 032	1 082	4,8%
334	DOWN 	282	HU	SE-CEE SCHNEIDER ELECTRIC KÖZÉP-KELET EURÓPAI KFT.	Automotive & transport	598	548	-8,3%	71,8	0,0	-100,0%	288	290	0,7%
335	UP 	352	CZ	ALLIANCE HEALTHCARE S.R.O. **	Minerals, chemicals, petroleum, plastics & pharma	510	548	7,3%	7,5	6,3	-16,5%	380	400	5,3%
336	DOWN 	335	HU	NI HUNGARY KFT.	Electronics and Information & Telecommunication	578	543	-6,1%	59,6	44,2	-25,7%	1 131	1 155	2,1%

COFACE CEE TOP 500 COMPANIES

2016 Edition

* consolidated, ** estimated, 1 integration of Alstom Power and Grid
 *** consolidated for 2014 only, n.a. not available.

Rank 2015	Change in Position	Rank 2014	Country	Company Name	Main sector	Turnover 2014 MEUR	Turnover 2015 MEUR	Change Turnover	Net Profit 2014 MEUR	Net Profit 2015 MEUR	Change Net Profit	Employment 2014	Employment 2015	Change Employment
337	UP 	379	PL	CCC S.A.*	Textiles, leather & clothing	471	541	14,8%	98,6	60,8	-38,3%	9 056	10 257	13,3%
338	DOWN 	296	LT	KONCERNAS MG BALTIC UAB*	Others	578	539	-6,7%	13,4	22,3	66,1%	3 636	3 629	-0,2%
339	DOWN 	321	PL	INTERNATIONAL PAPER-KWIDZYN SP. Z O.O.	Paper, packaging & printing	533	539	1,1%	91,2	86,3	-5,4%	1 300	1 292	-0,6%
340	DOWN 	302	HU	TIGÁZ TISZÁNTÚLI GÁZSZOLGÁLTATÓ ZRT.	Minerals, chemicals, petroleum, plastics & pharma	578	538	-7,0%	-46,9	-5,0	89,3%	502	494	-1,6%
341	NEW		CZ	ALZA.CZ A.S.	Non specialised trade	427	529	23,9%	17,4	21,0	20,8%	463	560	21,0%
342	DOWN 	340	RO	ADM ROMANIA TRADING SRL	Agriculture, meat, agro food & wines	510	527	3,4%	11,4	-2,6	-123,0%	84	74	-11,9%
343	UP 	360	RO	AMEROPA GRAINS SA	Agriculture, meat, agro food & wines	488	525	7,7%	3,6	3,1	-12,4%	212	274	29,2%
344	DOWN 	287	PL	CMC POLAND SP. Z O.O.	Metals	588	525	-10,9%	12,0	11,1	-7,4%	1 700	1 700	0,0%
345	DOWN 	232	BG	OMV BULGARIA LTD	Minerals, chemicals, petroleum, plastics & pharma	720	524	-27,3%	14,2	17,1	20,9%	60	62	3,3%
346	UP 	354	HU	WABERER'S INTERNATIONAL NYRT. *	Automotive & transport	496	522	5,3%	11,1	12,4	12,1%	1 814	1 515	-16,5%
347	DOWN 	306	SK	CONTINENTAL MATADOR TRUCK TIRES S.R.O.	Automotive & transport	561	521	-7,0%	98,5	89,3	-9,3%	1 187	1 259	6,1%
348	DOWN 	221	LV	LATVENERGO AS	Utilities & public services	565	521	-7,7%	35,0	94,5	170,3%	1 439	1 464	1,7%
349	UP 	350	CZ	ABB S.R.O.	Electronics and Information & Telecommunication	511	520	1,7%	48,3	39,5	-18,2%	3 100	3 100	0,0%
350	UP 	372	PL	MORPOL S.A.	Agriculture, meat, agro food & wines	476	517	8,6%	-2,4	29,0	1294,9%	2 261	3 020	33,6%
351	UP 	397	SK	MONDI SCP, A.S.	Paper, packaging & printing	480	517	7,8%	46,2	71,8	55,5%	1 053	997	-5,3%
352	UP 	369	CZ	PLZEŇSKÝ PRAZDROJ A.S.	Agriculture, meat, agro food & wines	490	516	5,2%	109,6	106,0	-3,3%	1 984	1 968	-0,8%
353	NEW		SK	TATE & LYLE SLOVAKIA, S.R.O.	Non specialised trade	560	513	-8,4%	1,3	-2,3	-275,8%	n.a.	n.a.	n.a.
354	UP 	402	SK	INA KYSUCE, SPOL. S R.O.	Mechanics and precision	448	512	14,4%	13,7	11,9	-13,3%	4 059	4 350	7,2%
355	DOWN 	338	PL	THYSSENKRUPP ENERGOSTAL S.A.	Non specialised trade	517	511	-1,1%	12,3	12,3	0,6%	861	880	2,2%
356	UP 	399	RO	ALRO SA	Metals	447	511	14,3%	-24,0	-5,3	77,9%	2 417	2 397	-0,8%
357	DOWN 	342	HU	DENSO GYÁRTÓ MAGYARORSZÁG KFT.	Automotive & transport	462	510	10,4%	-0,8	0,1	111,1%	3 444	4 035	17,2%
358	DOWN 	355	PL	GRUPA POLSKIE SKŁADY BUDOWLANE S.A.	Construction	496	508	2,4%	4,9	3,2	-34,8%	340	340	0,0%
359	UP 	385	BG	ADVANCE PROPERTIES LTD*	Others	460	508	10,4%	45,4	33,1	-27,2%	57	57	0,0%
360	NEW		BG	EXPRESS LOGISTIC AND DISTRIBUTION LTD	Agriculture, meat, agro food & wines	260	506	94,5%	-4,3	-0,3	93,9%	673	876	30,2%
361	UP 	410	RO	TAKATA ROMANIA SRL	Automotive & transport	437	502	14,7%	21,6	0,0	-100,1%	4 103	4 209	2,6%
362	UP 	452	PL	WORK SERVICE S.A.*	Others	408	501	22,8%	12,3	9,7	-21,0%	253	337	33,2%
363	DOWN 	255	CZ	SYNTHOS KRALUPY A.S.	Minerals, chemicals, petroleum, plastics & pharma	677	500	-26,2%	47,5	14,4	-69,7%	595	600	0,8%
364	UP 	376	SK	GGT A.S.	Agriculture, meat, agro food & wines	473	500	5,6%	0,3	1,5	470,1%	178	177	-0,6%

COFACE CEE TOP 500 COMPANIES

2016 Edition

* consolidated, ** estimated, 1 integration of Alstom Power and Grid
 *** consolidated for 2014 only, n.a. not available.

Rank 2015	Change in Position	Rank 2014	Country	Company Name	Main sector	Turnover 2014 MEUR	Turnover 2015 MEUR	Change Turnover	Net Profit 2014 MEUR	Net Profit 2015 MEUR	Change Net Profit	Employment 2014	Employment 2015	Change Employment
365	DOWN ↓	351	HU	TELENOR MAGYARORSZÁG ZRT.	Electronics and Information & Telecommunication	497	500	0,5%	76,0	71,6	n.a.	1 012	1 059	4,6%
366	UP ↑	425	PL	BAYER SP. Z O.O.	Minerals, chemicals, petroleum, plastics & pharma	428	499	16,7%	10,7	13,0	21,4%	804	961	19,5%
367	DOWN ↓	264	PL	NEONET S.A.	Electronics and Information & Telecommunication	636	499	-21,5%	0,0	1,3	1112609,2%	n.a.	2 700	n.a.
368	UP ↑	374	RO	PHILIP MORRIS TRADING SRL	Agriculture, meat, agro food & wines	470	497	5,7%	-1,0	5,6	648,3%	279	259	-7,2%
369	NEW		PL	FORD POLSKA SP. Z O.O.	Automotive & transport	410	495	20,8%	2,3	2,4	4,0%	n.a.	n.a.	n.a.
370	UP ↑	435	RO	RENAULT COMMERCIAL ROUMANIE SRL	Automotive & transport	415	493	19,0%	4,8	7,6	58,5%	167	156	-6,6%
371	UP ↑	383	PL	EMPERIA HOLDING S.A. *	Others	464	491	5,9%	7,2	11,3	58,5%	7 279	7 518	3,3%
372	NEW		CZ	HELLA AUTOTECHNIK NOVA, S.R.O.	Electronics and Information & Telecommunication	360	491	36,5%	30,5	36,7	20,6%	1 670	1 850	10,8%
373	DOWN ↓	345	CZ	FERONA, A.S.	Metals	517	490	-5,3%	5,7	4,9	-13,8%	992	998	0,6%
374	DOWN ↓	373	PL	AMICA WRONKI S.A. *	Electronics and Information & Telecommunication	476	490	3,0%	18,2	22,8	24,9%	2 525	2 525	0,0%
375	UP ↑	431	HU	VIDEOTON HOLDING ZRT.	Construction	422	490	16,2%	34,2	28,1	-17,9%	8 389	8 389	0,0%
376	DOWN ↓	362	CZ	VODAFONE CZECH REPUBLIC A.S.	Electronics and Information & Telecommunication	504	489	-3,1%	7,7	10,2	32,7%	1 700	1 600	-5,9%
377	DOWN ↓	375	PL	TORUŃSKIE ZAKŁADY MATERIAŁÓW OPATRUNKOWYCH S.A.	Non specialised trade	475	488	2,8%	31,9	34,6	8,4%	900	900	0,0%
378	UP ↑	437	CZ	EUROVIA CS, A.S.	Construction	426	486	14,1%	8,2	7,8	-5,4%	1 607	1 610	0,2%
379	DOWN ↓	310	PL	CELSA HUTA OSTROWIEC SP. Z O.O.	Metals	554	486	-12,4%	-41,2	-28,9	29,9%	1 320	1 300	-1,5%
380	NEW		CZ	JOHNSON CONTROLS AUTOMOBILOVÉ SOUČÁSTKY, K.S.	Automotive & transport	438	485	10,6%	0,0	0,0	7,4%	3 831	3 972	3,7%
381	NEW		PL	TRW STEERING SYSTEMS POLAND SP. Z O.O.	Automotive & transport	384	482	25,6%	-14,5	-26,2	-80,6%	1 173	1 173	0,0%
382	DOWN ↓	371	BG	SAKSA LTD	Minerals, chemicals, petroleum, plastics & pharma	477	482	1,0%	5,1	8,4	62,6%	215	258	20,0%
383	UP ↑	476	HU	GLENCORE GRAIN HUNGARY KERESKEDELMİ ÉS SZOLGÁLTATÓ KFT.	Agriculture, meat, agro food & wines	477	481	0,8%	-9,8	-2,5	74,9%	83	80	-3,6%
384	NEW		HR	PRVO PLINARSKO DRUŠTVO D.O.O.	Minerals, chemicals, petroleum, plastics & pharma	371	480	29,4%	16,9	27,0	60,4%	51	15	-70,6%
385	NEW		PL	STOKROTKA SP. Z O.O.	Non specialised trade	453	480	5,9%	-2,9	1,3	144,3%	7 102	7 800	9,8%
386	DOWN ↓	367	CZ	SILMET PŘÍBRAM A.S.	Minerals, chemicals, petroleum, plastics & pharma	495	478	-3,4%	2,3	4,4	89,7%	42	42	0,0%
387	UP ↑	426	HR	LIDL HRVATSKA D.O.O. K.D.	Non specialised trade	421	476	13,1%	14,2	24,3	70,7%	1 486	1 826	22,9%
388	UP ↑	421	PL	GRUPA KĘTY S.A. *	Metals	427	475	11,4%	39,6	49,2	24,1%	3 727	3 800	2,0%
389	UP ↑	398	PL	KRAJOWA SPÓŁKA CUKROWA S.A.*	Agriculture, meat, agro food & wines	514	475	-7,6%	29,5	0,8	-97,2%	1 550	2 287	47,5%
390	DOWN ↓	339	PL	KOMPUTRONIK S.A.	Electronics and Information & Telecommunication	516	475	-7,9%	3,1	2,3	-27,8%	702	955	36,0%
391	DOWN ↓	386	SK	BILLA, S.R.O.	Non specialised trade	460	472	2,8%	6,3	4,1	-35,2%	3 804	3 881	2,0%
392	NEW		BG	DAPHNA GROUP LTD*	Others	318	472	48,3%	4,5	6,5	42,7%	3	5	66,7%

COFACE CEE TOP 500 COMPANIES

2016 Edition

* consolidated, ** estimated, 1 integration of Alstom Power and Grid
 *** consolidated for 2014 only, n.a. not available.

Rank 2015	Change in Position	Rank 2014	Country	Company Name	Main sector	Turnover 2014 MEUR	Turnover 2015 MEUR	Change Turnover	Net Profit 2014 MEUR	Net Profit 2015 MEUR	Change Net Profit	Employment 2014	Employment 2015	Change Employment
393	UP	400	PL	OPERATOR GAZOCIĄGÓW PRZESYŁOWYCH GAZ-SYSTEM S.A.*	Minerals, chemicals, petroleum, plastics & pharma	450	472	4,7%	96,9	113,5	17,2%	2 371	2 582	8,9%
394	UP	401	SK	INA SKALICA, S.R.O.	Mechanics and precision	449	472	5,1%	9,8	10,9	11,3%	4 689	4 760	1,5%
395	DOWN	303	PL	METRACO S.A.	Metals	567	471	-16,8%	1,7	-3,8	-320,6%	275	270	-1,8%
396	UP	414	EE	TALLINK GRUPP AS	Automotive & transport	436	471	8,1%	-41,6	0,1	100,2%	6 654	6 966	4,7%
397	NEW		SK	IKEA COMPONENTS S.R.O.	Non specialised trade	366	470	28,4%	4,4	-3,2	-172,6%	419	611	45,8%
398	DOWN	387	SK	ŽELEZNICE SR, BRATISLAVA	Automotive & transport	459	470	2,5%	4,8	17,2	255,7%	14 109	14 018	-0,6%
399	UP	406	HU	MAGYAR ÁRAMSZOLGÁLTATÓ KFT.	Utilities & public services	445	470	5,4%	3,7	-1,0	-125,9%	63	72	14,3%
400	DOWN	289	HU	PHILIP MORRIS MAGYARORSZÁG CIGARETTA KERESKEDELMI KFT.	Agriculture, meat, agro food & wines	585	469	-19,9%	-15,9	23,7	249,7%	414	416	0,5%
401	UP	436	PL	SIEMENS SP. Z O.O.	Mechanics and precision	419	468	11,8%	22,9	31,7	38,4%	n.a.	775	n.a.
402	DOWN	388	HU	METRO KERESKEDELMI KFT.	Non specialised trade	458	467	2,0%	-9,5	0,4	103,8%	2 448	2 543	3,9%
403	UP	450	RO	COCA-COLA HBC ROMANIA SRL	Agriculture, meat, agro food & wines	405	467	15,4%	22,6	53,7	137,1%	1 546	1 511	-2,3%
404	UP	428	SK	UNIPHARMA - 1. SLOVENSKÁ LEKÁRNICKA AKCIOVÁ SPOLOČNOSŤ	Minerals, chemicals, petroleum, plastics & pharma	425	465	9,3%	1,9	1,7	-11,4%	621	641	3,2%
405	DOWN	331	RO	CARGILL AGRICULTURA SRL	Agriculture, meat, agro food & wines	514	462	-10,1%	-19,7	-18,3	7,3%	280	270	-3,6%
406	UP	494	CZ	OHL ŽS, A.S.	Construction	387	462	19,3%	-11,2	-21,3	-89,9%	1 400	1 400	0,0%
407	DOWN	380	PL	FAURECIA WALBRZYCH S.A.	Automotive & transport	468	462	-1,4%	26,9	4,6	-83,0%	2 245	2 245	0,0%
408	UP	448	SK	DUSLO, A.S.	Minerals, chemicals, petroleum, plastics & pharma	410	461	12,4%	9,7	39,1	301,0%	2 061	2 013	-2,3%
409	DOWN	381	RO	MICHELIN ROMANIA SA	Automotive & transport	463	460	-0,7%	24,7	16,4	-33,5%	2 698	2 823	4,6%
410	DOWN	348	LV	ORLEN LATVIJA SIA	Minerals, chemicals, petroleum, plastics & pharma	503	460	-8,7%	2,6	2,3	-8,5%	9	8	-11,1%
411	NEW		PL	H & M HENNES & MAURITZ SP. Z O.O.	Textiles, leather & clothing	330	460	39,4%	17,5	n.a.	n.a.	n.a.	n.a.	n.a.
412	DOWN	370	HR	PLIVA HRVATSKA D.O.O.	Minerals, chemicals, petroleum, plastics & pharma	438	459	4,7%	76,7	22,2	-71,0%	1 997	2 118	6,1%
413	DOWN	408	HR	PLODINE D.D.	Non specialised trade	400	455	13,6%	5,4	4,6	-14,6%	3 025	3 315	9,6%
414	NEW		SK	STRABAG POZEMNÉ A INŽINIERSKE STAVITEĽSTVO S.R.O.	Construction	235	454	93,6%	-0,7	13,0	1985,4%	706	699	-1,0%
415	UP	432	PL	SANOFI-AVENTIS SP. Z O.O.*	Minerals, chemicals, petroleum, plastics & pharma	422	450	6,6%	21,0	25,1	19,6%	855	878	2,7%
416	UP	419	BG	SOPHARMA JSC*	Minerals, chemicals, petroleum, plastics & pharma	433	447	3,4%	12,3	11,6	-6,3%	1 868	2 022	8,2%
417	UP	469	RO	PORSCHE ROMANIA SRL	Automotive & transport	391	446	14,1%	18,2	18,1	-0,8%	134	136	1,5%
418	DOWN	389	PL	RECKITT BENCKISER PRODUCTION (POLAND) SP. Z O.O.	Minerals, chemicals, petroleum, plastics & pharma	458	446	-2,7%	32,6	30,6	-6,1%	2 500	2 018	-19,3%
419	NEW		RO	DAEWOO-MANGALIA HEAVY INDUSTRIES SA	Automotive & transport	202	446	120,6%	-156,1	-113,9	27,0%	2 574	2 585	0,4%
420	UP	445	CZ	IMPERIAL TOBACCO CR, S.R.O.	Agriculture, meat, agro food & wines	422	445	5,5%	16,6	19,1	15,4%	119	117	-1,7%

COFACE CEE TOP 500 COMPANIES

2016 Edition

* consolidated, ** estimated, 1 integration of Alstom Power and Grid
 *** consolidated for 2014 only, n.a. not available.

Rank 2015	Change in Position	Rank 2014	Country	Company Name	Main sector	Turnover 2014 MEUR	Turnover 2015 MEUR	Change Turnover	Net Profit 2014 MEUR	Net Profit 2015 MEUR	Change Net Profit	Employment 2014	Employment 2015	Change Employment
421	DOWN ↓	349	LV	LATVIJAS GAZE AS	Utilities & public services	503	445	-11,6%	32,0	33,3	4,0%	1 272	1 264	-0,6%
422	UP ↑	470	HU	BORGWARNER OROSZLÁNY KFT.	Automotive & transport	393	444	13,0%	49,9	51,3	2,8%	635	800	26,0%
423	DOWN ↓	333	PL	CNH INDUSTRIAL POLSKA SP. Z O.O.	Mechanics and precision	519	444	-14,4%	32,8	29,4	-10,2%	1 300	1 300	0,0%
424	DOWN ↓	377	PL	LUBELSKI WĘGIEL BOGDANKA S.A.*	Minerals, chemicals, petroleum, plastics & pharma	472	442	-6,4%	63,9	-65,6	-202,7%	5 795	5 230	-9,7%
425	DOWN ↓	407	LT	KAUNO GRUDAI AB*	Agriculture, meat, agro food & wines	458	441	-3,6%	13,6	12,4	-8,8%	675	735	8,9%
426	UP ↑	458	EE	MAXIMA EESTI OÜ	Non specialised trade	401	440	9,9%	3,5	-2,5	-170,4%	3 696	3 761	1,8%
427	DOWN ↓	418	PL	ZAKŁADY FARMACEUTYCZNE POLPHARMA S.A.	Minerals, chemicals, petroleum, plastics & pharma	434	440	1,4%	47,0	57,1	21,6%	1 936	2 164	11,8%
428	UP ↑	433	PL	TOYOTA MOTOR MANUFACTURING POLAND SP. Z O.O.	Automotive & transport	421	440	4,4%	26,4	16,1	-39,1%	n.a.	350	n.a.
429	DOWN ↓	404	CZ	SKANSKA A.S.	Construction	458	439	-4,2%	5,5	14,4	161,8%	4 500	4 000	-11,1%
430	DOWN ↓	412	LT	KESKO SENUKAI LITHUANIA UAB*	Construction	437	439	0,4%	13,7	15,4	12,0%	5 571	5 776	3,7%
431	DOWN ↓	403	RO	HOLZINDUSTRIE SCHWEIGHOFER SRL	Wood & furniture	443	439	-1,0%	65,0	45,6	-29,9%	1 841	2 055	11,6%
432	NEW		CZ	LESY ČESKÉ REPUBLIKY S.P.	Wood & furniture	448	438	-2,1%	252,3	199,6	-20,9%	3 335	3 250	-2,5%
433	DOWN ↓	267	LT	LUKOIL BALTIJA UAB	Minerals, chemicals, petroleum, plastics & pharma	633	438	-30,7%	3,3	3,2	-3,0%	1 081	776	-28,2%
434	DOWN ↓	405	HU	MÁV MAGYAR ÁLLAMVASUTAK ZRT.	Automotive & transport	446	438	-1,8%	155,5	125,2	-19,5%	17 094	16 334	-4,4%
435	DOWN ↓	413	BG	AEC KOZLODUI JSC*	Utilities & public services	437	437	0,1%	39,8	42,8	7,6%	3 758	3 721	-1,0%
436	UP ↑	440	BG	BULGARIAN TELECOMMUNICATIONS COMPANY JSC*	Electronics and Information & Telecommunication	412	434	5,2%	13,5	8,4	-37,2%	1 465	1 508	2,9%
437	NEW		RO	ALTEX ROMANIA SRL	Electronics and Information & Telecommunication	328	433	31,8%	0,9	3,6	320,3%	2 061	2 539	23,2%
438	UP ↑	455	CZ	STRABAG A.S.	Construction	415	432	4,1%	3,7	-5,6	-252,5%	1 908	1 977	3,6%
439	UP ↑	484	CZ	PANASONIC AUTOMOTIVE SYSTEMS CZECH S.R.O.	Electronics and Information & Telecommunication	396	431	8,7%	14,9	24,3	62,7%	859	861	0,2%
440	DOWN ↓	429	PL	SLOVNAFT-POLSKA S.A.	Minerals, chemicals, petroleum, plastics & pharma	426	430	1,0%	-1,8	1,3	169,7%	18	19	5,6%
441	DOWN ↓	378	LT	LIETUVOS GELEZINKELIAI AB*	Automotive & transport	470	430	-8,7%	19,4	0,7	-96,5%	12 728	12 395	-2,6%
442	UP ↑	451	HU	BUDAPESTI KÖZLEKEDÉSI ZRT. *	Automotive & transport	407	429	5,4%	-0,8	175,7	21531,7%	11 760	11 702	-0,5%
443	UP ↑	492	CZ	DENSO MANUFACTURING CZECH S.R.O.	Mechanics and precision	388	427	10,1%	-2,2	22,8	1125,5%	1 573	1 698	7,9%
444	- →	444	HU	KÖZGÉP ÉPÍTŐ- ÉS FÉMSZERKEZETGYÁRTÓ ZRT. *	Metals	415	425	2,4%	41,6	30,6	-26,5%	643	719	11,8%
445	UP ↑	457	PL	IMPEL S.A.*	Others	404	425	5,1%	7,4	5,4	-27,8%	14 406	12 655	-12,2%
446	DOWN ↓	396	LT	ME INVESTICIJA UAB*	Automotive & transport	454	424	-6,5%	22,5	15,5	-31,1%	5 039	4 950	-1,8%
447	UP ↑	462	SK	TIPOS, NÁRODNÁ LOTÉRIOVÁ SPOLOČNOSŤ, A.S.	Others	398	424	6,4%	9,5	7,3	-23,1%	123	123	0,0%
448	UP ↑	463	CZ	VIAPHARMA S.R.O.	Minerals, chemicals, petroleum, plastics & pharma	407	423	4,1%	2,6	3,7	44,8%	268	290	8,2%

COFACE CEE TOP 500 COMPANIES
2016 Edition

Rank 2015	Change in Position	Rank 2014	Country	Company Name	Main sector	Turnover 2014 MEUR	Turnover 2015 MEUR	Change Turnover	Net Profit 2014 MEUR	Net Profit 2015 MEUR	Change Net Profit	Employment 2014	Employment 2015	Change Employment
449	DOWN ↓	332	HR	HEP PROIZVODNJA DOO	Utilities & public services	516	422	-18,2%	119,8	44,1	-63,2%	2 166	2 000	-7,7%
450	DOWN ↓	394	RO	SOCIETATEA NATIONALA DE TRANSPORT FERROVIAR DE CALATORI - CFR - CALATORI SA	Automotive & transport	450	422	-6,3%	15,5	7,0	-54,6%	13 195	12 514	-5,2%
451	NEW		RS	YUGOROSGAZ AD BEOGRAD	Minerals, chemicals, petroleum, plastics & pharma	407	420	3,4%	7,3	9,3	27,4%	24	23	-4,2%
452	UP ↑	460	CZ	TRW AUTOMOTIVE CZECH S.R.O.	Automotive & transport	410	420	2,3%	58,1	186,7	221,2%	1 052	1 052	0,0%
453	NEW		PL	KRONOSPAN SZCZECINEK SP. Z O.O.	Wood & furniture	381	419	9,9%	11,5	3,2	-71,8%	580	580	0,0%
454	DOWN ↓	439	SK	METRO CASCH & CARRY SR S.R.O.	Non specialised trade	412	419	1,6%	6,2	7,4	19,7%	1 287	1 229	-4,5%
455	NEW		PL	AMIC POLSKA SP. Z O.O.	Minerals, chemicals, petroleum, plastics & pharma	544	416	-23,4%	-4,1	-1,0	74,8%	1 000	1 000	0,0%
456	NEW		RO	DELPHI DIESEL SYSTEMS ROMANIA SRL	Automotive & transport	333	416	24,7%	29,0	39,5	36,2%	1 778	1 724	-3,0%
457	DOWN ↓	420	PL	FIRMA OPONIARSKA DĘBICA S.A.	Automotive & transport	431	414	-3,9%	20,4	18,5	-9,2%	2 882	2 882	0,0%
458	UP ↑	465	PL	ERBUD S.A.*	Construction	397	414	4,2%	6,5	7,4	13,6%	1 830	2 044	11,7%
459	DOWN ↓	438	PL	ROVESE S.A.*	Minerals, chemicals, petroleum, plastics & pharma	413	413	-0,1%	-46,8	-53,1	-13,6%	7 068	7 364	4,2%
460	NEW		LT	LIFOSA AB	Minerals, chemicals, petroleum, plastics & pharma	349	413	18,3%	45,6	61,6	35,2%	956	952	-0,4%
461	DOWN ↓	441	HU	CARGILL MAGYARORSZÁG KERESKEDELMI ZRT.	Agriculture, meat, agro food & wines	410	412	0,4%	6,3	2,8	-55,3%	289	276	-4,5%
462	NEW		BG	LITEX JSC	Minerals, chemicals, petroleum, plastics & pharma	178	412	131,8%	0,6	2,1	260,2%	47	47	0,0%
463	DOWN ↓	442	HU	EGIS GYÓGYSZERGYÁR ZRT. *	Minerals, chemicals, petroleum, plastics & pharma	411	409	-0,4%	44,1	15,7	-64,3%	2 620	2 701	3,1%
464	DOWN ↓	447	LT	NORFOS MAZMENA UAB	Non specialised trade	411	409	-0,4%	9,3	7,5	-19,0%	3 217	3 384	5,2%
465	NEW		RO	TELEKOM ROMANIA MOBILE COMMUNICATIONS SA	Electronics and Information & Telecommunication	423	409	-3,3%	-29,5	-52,5	-77,9%	1 191	976	-18,1%
466	UP ↑	475	HR	KAUFLAND HRVATSKA K.D.	Non specialised trade	383	408	6,4%	-4,6	0,9	119,1%	3 041	3 368	10,8%
467	NEW		LV	NESTE LATVIJA SIA	Minerals, chemicals, petroleum, plastics & pharma	350	407	16,4%	8,6	10,8	26,0%	53	48	-9,4%
468	NEW		SI	GEOPLIN D.O.O. LJUBLJANA	Minerals, chemicals, petroleum, plastics & pharma	370	404	9,2%	5,4	6,6	22,5%	37	38	2,7%
469	UP ↑	500	HU	NESTLÉ HUNGÁRIA KFT	Agriculture, meat, agro food & wines	373	401	7,5%	8,1	1,0	-87,3%	1 849	2 055	11,1%
470	UP ↑	493	HU	BUNGE NÖVÉNYOLAJIPARI ZRT.	Agriculture, meat, agro food & wines	377	398	5,6%	8,7	10,5	20,9%	432	486	12,5%
471	DOWN ↓	453	PL	BRENTAG POLSKA SP. Z O.O.	Minerals, chemicals, petroleum, plastics & pharma	407	398	-2,3%	16,0	17,8	11,5%	526	530	0,8%
472	DOWN ↓	423	RO	ENEL ENERGIE SA	Utilities & public services	425	397	-6,4%	28,7	7,7	-73,2%	236	185	-21,6%
473	DOWN ↓	395	SI	CIMOS D.D. AVTOMOBILSKA INDUSTRIJA	Automotive & transport	454	395	-12,9%	-49,8	-25,5	48,7%	1 098	1 993	81,5%
474	DOWN ↓	427	LT	GIRTEKA LOGISTICS UAB	Automotive & transport	426	395	-7,2%	8,8	7,7	-12,8%	387	397	2,6%
475	NEW		RO	ARCTIC SA	Electronics and Information & Telecommunication	335	394	17,7%	25,7	30,9	20,0%	2 463	2 942	19,4%
476	UP ↑	480	SK	SLOVENSKÁ ELEKTRIZAČNÁ PRENOSOVÁ SÚSTAVA, A.S.	Utilities & public services	388	394	1,6%	67,5	73,0	8,2%	518	514	-0,8%

COFACE CEE TOP 500 COMPANIES

2016 Edition

* consolidated, ** estimated, 1 integration of Alstom Power and Grid
 *** consolidated for 2014 only, n.a. not available.

Rank 2015	Change in Position	Rank 2014	Country	Company Name	Main sector	Turnover 2014 MEUR	Turnover 2015 MEUR	Change Turnover	Net Profit 2014 MEUR	Net Profit 2015 MEUR	Change Net Profit	Employment 2014	Employment 2015	Change Employment
477	NEW		HU	DUNA ASZFALT ÚT ÉS MÉLYÉPÍTŐ KFT. *	Construction	274	394	43,9%	23,3	35,3	51,1%	362	375	3,6%
478	NEW		SI	PORSCHE SLOVENIJA D.O.O.	Automotive & transport	343	394	14,7%	9,4	9,7	3,6%	98	99	1,0%
479	DOWN ↓	415	LV	CIRCLE K LATVIA SIA (STATOIL FUEL & RETAIL LATVIA SIA)	Minerals, chemicals, petroleum, plastics & pharma	435	394	-9,5%	9,9	18,3	84,9%	786	774	-1,5%
480	NEW		SK	SLOVALCO, A.S.	Metals	341	394	15,6%	33,4	46,3	38,9%	493	493	0,0%
481	DOWN ↓	430	RO	OSCAR DOWNSTREAM SRL	Minerals, chemicals, petroleum, plastics & pharma	420	390	-7,3%	8,9	9,7	8,4%	306	372	21,6%
482	NEW		PL	MAN BUS SP. Z O.O.	Automotive & transport	349	390	11,6%	9,5	19,7	106,2%	2 500	2 500	0,0%
483	NEW		RO	FARMEXIM SA	Minerals, chemicals, petroleum, plastics & pharma	326	390	19,6%	4,0	4,0	0,5%	651	716	10,0%
484	DOWN ↓	384	HU	ENI HUNGARIA ZRT.	Minerals, chemicals, petroleum, plastics & pharma	459	389	-15,2%	-2,0	2,3	216,3%	82	86	4,9%
485	DOWN ↓	434	SI	ACRONI D.O.O.	Metals	419	389	-7,3%	11,3	4,8	-57,7%	1 133	1 129	-0,4%
486	UP ↑	488	PL	NOWA ITAKA SP. Z O.O.	Others	384	388	1,1%	7,6	4,4	-42,3%	341	300	-12,0%
487	NEW		PL	TVN S.A.*	Paper, packaging & printing	374	387	3,5%	44,4	n.a.	n.a.	1 426	1 426	0,0%
488	DOWN ↓	459	RO	SOCIETATEA NATIONALA NUCLEARELECTRICA SA	Utilities & public services	397	387	-2,6%	29,4	33,0	12,1%	2 051	2 034	-0,8%
489	DOWN ↓	474	PL	RUCH S.A.	Others	392	387	-1,2%	-5,7	-9,6	-67,4%	494	500	1,2%
490	DOWN ↓	481	RO	SCHAEFFLER ROMANIA SRL	Mechanics and precision	384	385	0,1%	5,2	8,4	59,6%	3 868	3 804	-1,7%
491	UP ↑	496	HU	HENKEL MAGYARORSZÁG TERMELESI ÉS KERESKEDELMI KFT.	Minerals, chemicals, petroleum, plastics & pharma	376	384	2,1%	28,7	14,4	49,8%	787	1 082	37,5%
492	NEW		PL	JYSK SP. Z O.O.	Non specialised trade	341	384	12,5%	4,2	-6,4	-252,2%	1 400	1 400	0,0%
493	NEW		PL	HEESUNG ELECTRONICS POLAND SP. Z O.O.	Electronics and Information & Telecommunication	359	383	6,7%	3,4	-6,9	-300,0%	n.a.	n.a.	n.a.
494	NEW		EE	SELVER AS	Non specialised trade	367	382	4,1%	7,7	8,5	9,5%	2 237	2 317	3,6%
495	NEW		SK	ZF SLOVAKIA, A.S.	Automotive & transport	192	382	98,7%	6,6	12,0	83,1%	2 300	2 528	9,9%
496	UP ↑	499	HR	CRODUX DERIVATI DVA D.O.O.	Minerals, chemicals, petroleum, plastics & pharma	374	382	2,2%	2,0	5,6	171,4%	117	313	167,5%
497	NEW		PL	FERMY DROBIU WOŹNIAK SP. Z O.O.	Agriculture, meat, agro food & wines	308	382	23,9%	3,0	7,2	135,9%	1 194	1 200	0,5%
498	DOWN ↓	497	RO	AZOMURES SA	Minerals, chemicals, petroleum, plastics & pharma	372	382	2,8%	27,2	27,2	0,4%	1 729	1 413	-18,3%
499	NEW		LT	CIRCLE K LIETUVA UAB	Minerals, chemicals, petroleum, plastics & pharma	356	381	7,0%	10,6	13,0	22,6%	597	648	8,5%
500	DOWN ↓	449	RO	ENEL ENERGIE MUNTENIA SA	Utilities & public services	405	381	-5,9%	10,3	5,5	-46,7%	182	171	-6,0%