



RAPORT Z ANALIZY REPOZYTORIUM KODU PORTALU EDUKACJA.GOV.PL

Spis treści

Metryka dokumentu.....	Błąd! Nie zdefiniowano zakładki.
Cel dokumentu	5
1. Wstęp.....	5
2. Analiza repozytorium kodu	5
2.1 Isa.....	5
Linie	6
Pliki	7
Autorzy	8
Wnioski.....	9
2.2 Form-generator-front.....	9
Linie	9
Pliki	10
Autorzy	11
Wnioski	12
2.3 Form-generator-back.....	12
Linie	12
Pliki	13
Autorzy	14
Wnioski	15
2.4 Gov-forms-front.....	15
Linie	15
Pliki	16
Autorzy	17
Wnioski	18
2.5 MIKE-front	18
Linie	18
Pliki	19
Autorzy	20
Wnioski	21
2.6 MIKE-back.....	21
Linie	21

Pliki	22
Autorzy	23
Uwagi	24
2.7 Auth-server	24
Linie	24
Pliki	25
Autorzy	26
Wnioski	27
2.8 Service-charter-catalog-front	27
Linie	27
Pliki	28
Autorzy	29
Wnioski	30
2.9 Service-charter-catalog-back	30
Linie	30
Pliki	31
Autorzy	32
Wnioski	33
2.10 Education-unit-search-front	33
Linie	33
Pliki	34
Autorzy	35
Wnioski	36
2.11 Education-unit-search-back	36
Linie	36
Pliki	37
Autorzy	38
Uwagi	39
2.12 Higher-education-unit-search-front	39
Linie	39
Pliki	40
Autorzy	41

Wnioski	42
2.13 Internal-data-hub	42
Linie	42
Pliki	43
Autorzy	44
Wnioski	45
2.14 Teryt.....	45
Linie	45
Pliki	46
Autorzy	47
Wnioski	48
2.15 DataAnalyticsFormGenerator-Frontend.....	48
Linie	48
Pliki	49
Autorzy	50
Wnioski	51
2.16 DataAnalyticsFormGenerator-BackendAPI	51
Linie	51
Pliki	52
Autorzy	53
Wnioski	53
2.17 Business-object-relationships.....	54
Linie	54
Pliki	55
Autorzy	56
Wnioski	56
2.18 Recruitment-backend	57
Linie	57
Pliki	58
Autorzy	59
Wnioski	59
2.20 Knowledge-base-front	59

Linie	60
Pliki	60
Autorzy	61
Wnioski	61
2.21 Knowledge-base-backend	62
Linie	62
Pliki	63
Autorzy	64
Wnioski	64
2.22 Education-certificates	65
Linie	65
Pliki	66
Autorzy	67
Wnioski	67
2.23 printer-app-desktop	68
Linie	68
Pliki	69
Autorzy	70
Wnioski	70
Podsumowanie	71

Cel dokumentu

Celem dokumentu jest zaprezentowanie wyników analizy repozytorium kodu źródłowego portalu edukacja.gov.pl

1. Wstęp

Analiza przeprowadzona za pomocą GitStats (<https://github.com/hoxu/gitstats>). Liczba linii oznacza liczbę linii w dowolnym pliku tekstowym. Nie koniecznie określa Liczba kodu napisanego przez programistę z wykorzystanie języka programowania np. w Java. Pozwala to jednak zobrazować jak przebiegały prace w poszczególnych projektach.

2. Analiza repozytorium kodu

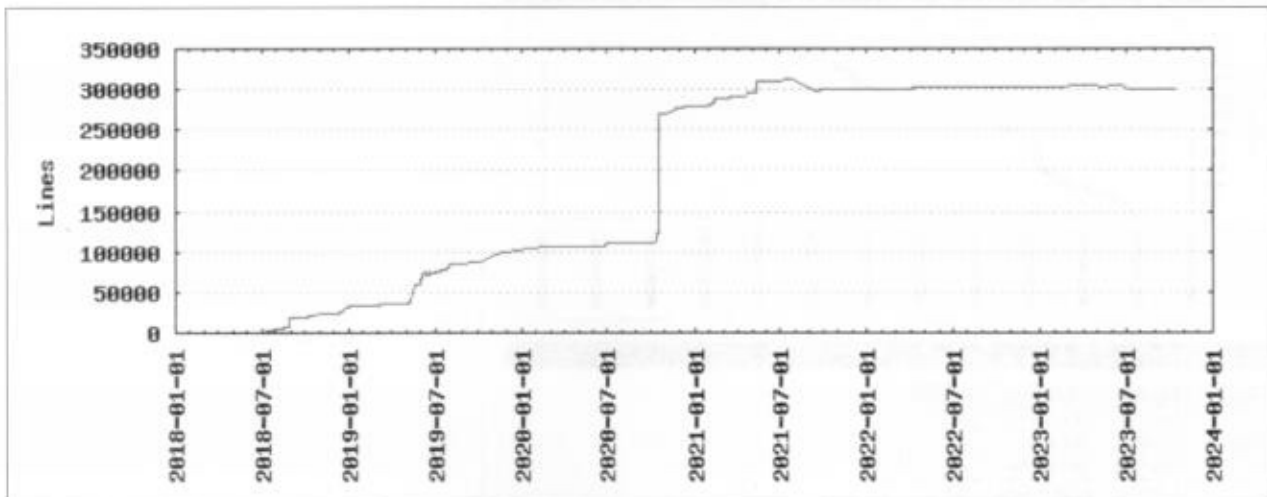
2.1 Ilsa

Nazwa	Integracja Systemów Administracji
Typ	java + spring boot
Okres	2018-06-29 12:46:37 to 2023-10-12 12:55:31
Liczba plików	1904
Liczba linii	299619 (408640 dodano, 109021 usunięto)
Liczba zatwierdzeń	6087
Autorzy	58

Linie

Total lines:
299619

Lines of Code



Pliki

Total files:

1904


Total lines:

299619

Average file size:

23078.35 bytes

File count by date



Extensions

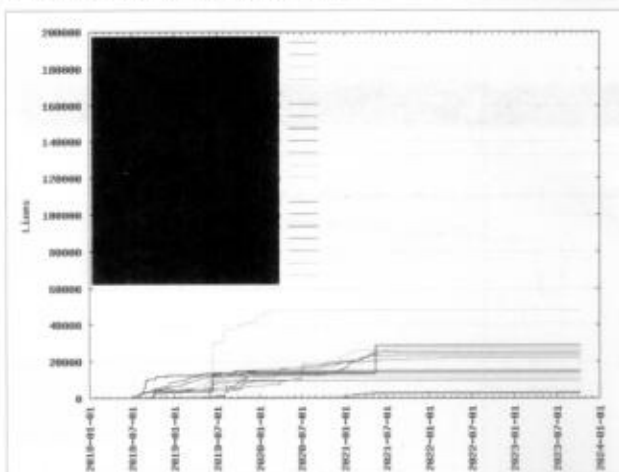
Extension	Files (%)	Lines (%)	Lines/file
	7 (0.37%)	174 (0.06%)	24
config	1 (0.05%)	2 (0.00%)	2
css	14 (0.74%)	982 (0.33%)	70
css	2 (0.11%)	1569 (0.52%)	784
ttl	113 (5.93%)	6554 (2.19%)	58
gif	1 (0.05%)	9 (0.00%)	9
html	55 (2.89%)	17911 (5.98%)	325
ico	1 (0.05%)	1 (0.00%)	1
java	1038 (54.52%)	50266 (16.78%)	48
jpg	25 (1.31%)	7049 (2.35%)	281
js	56 (2.94%)	7060 (2.36%)	126
json	20 (1.05%)	13340 (4.45%)	667
license	1 (0.05%)	23 (0.01%)	23
md	3 (0.16%)	392 (0.13%)	130
oqg	2 (0.11%)	1944 (0.65%)	972
odt	1 (0.05%)	2573 (0.86%)	2573
png	72 (3.78%)	10410 (3.47%)	144
properties	5 (0.26%)	724 (0.24%)	144
scss	118 (6.20%)	14198 (4.74%)	120
sh	12 (0.63%)	94 (0.03%)	7
sql	177 (9.30%)	165608 (55.27%)	935
svg	126 (6.62%)	7270 (2.43%)	57
ts	22 (1.16%)	4055 (1.35%)	184
ttl	2 (0.11%)	1569 (0.52%)	784
txt	1 (0.05%)	21 (0.01%)	21
woff	5 (0.26%)	1149 (0.38%)	229
woff2	1 (0.05%)	287 (0.10%)	287
xml	17 (0.89%)	7224 (2.41%)	424
yaml	5 (0.26%)	1610 (0.54%)	322
xml	1 (0.05%)	34 (0.01%)	34

Autorzy

List of Authors

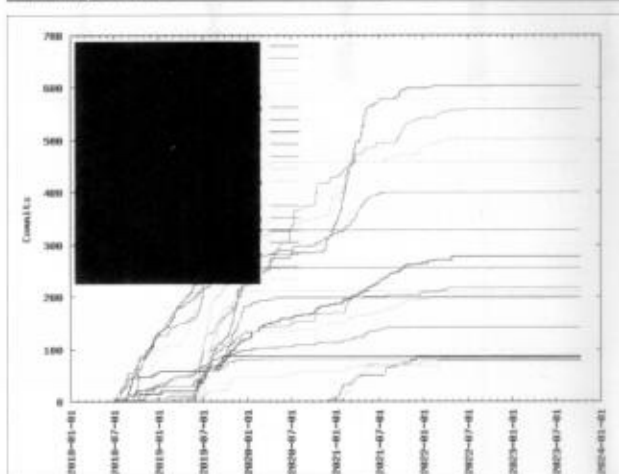
Author	Commits (%)	+ lines	- lines	First commit	Last commit	Age	Active days	# by commits
	915 (0.94%)	25278	42350	2019-05-23	2022-04-08	1050 days, 18:53:58	219	1
	529 (0.18%)	22106	15127	2019-05-08	2022-09-22	1141 days, 0:35:30	233	2
	504 (0.20%)	27528	8933	2018-10-09	2022-04-14	1282 days, 19:17:01	224	3
	458 (7.52%)	47866	31621	2018-10-23	2020-04-08	531 days, 0:38:04	199	4
	446 (7.33%)	102708	8178	2019-02-14	2022-04-27	1168 days, 5:58:49	229	5
	400 (0.57%)	23482	12022	2018-07-02	2021-08-02	1127 days, 3:16:53	239	6
	329 (5.40%)	9022	5542	2018-07-18	2020-02-27	588 days, 20:21:03	115	7
	278 (4.37%)	28055	13033	2018-08-07	2022-04-28	1368 days, 4:49:30	141	8
	256 (4.21%)	14063	5394	2018-07-04	2019-09-20	458 days, 22:47:48	126	9
	218 (1.59%)	30	9	2018-10-08	2022-04-13	1283 days, 19:16:00	109	10
	211 (3.47%)	12107	7164	2019-05-22	2019-11-20	190 days, 2:33:32	62	11
	204 (1.35%)	5	8	2019-03-09	2022-04-12	1131 days, 3:19:53	113	12
	201 (3.30%)	3736	5801	2018-11-08	2023-07-10	1704 days, 17:08:48	136	13
	199 (3.27%)	9703	4731	2018-07-10	2020-05-12	671 days, 19:54:08	104	14
	142 (2.13%)	0	0	2018-07-11	2021-08-02	1118 days, 1:53:59	107	15
	86 (5.41%)	14736	17233	2018-10-04	2019-09-24	355 days, 3:11:22	36	16
	84 (1.38%)	8036	1233	2020-12-04	2021-11-08	339 days, 3:34:29	46	17
	81 (1.13%)	0	0	2018-07-10	2020-02-27	588 days, 23:30:50	51	18
	80 (1.31%)	2520	1157	2020-12-11	2022-03-07	450 days, 14:57:10	40	19
	77 (1.20%)	1972	753	2018-10-09	2021-12-21	1308 days, 2:18:33	43	20

Cumulated Added Lines of Code per Author



Only top 20 authors shown

Commits per Author



Wnioski

- duża liczba osób zaangażowanych w projekt
- rozkład zatwierdzeń w czasie wygląda naturalnie
- zatwierdzenia w podziale na autora rozłożone w miarę równo, trudno wyłonić lidera wśród zatwierdzających
- start projektu w 2018 roku

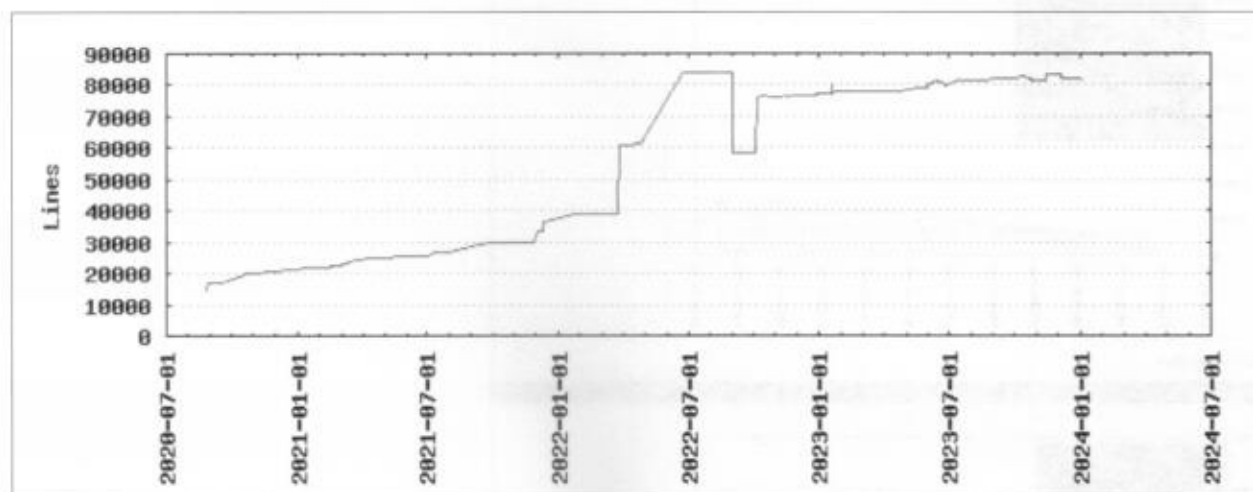
2.2 Form-generator-front

Nazwa	form-generator-front
Typ	TypeScript + angular
Okres	2020-08-27 15:42:01 do 2024-01-05 13:19:05
Liczba plików	762
Liczba linii	81496 (175772 dodano, 94276 usunięto)
Liczba zatwierdzeń	1628
Autorzy	32

Linie

Total lines:
81496

Lines of Code



Pliki

Total files:

762

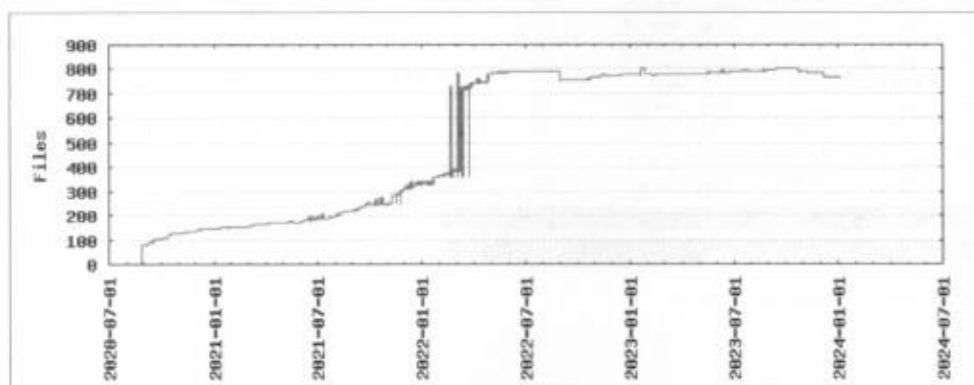
Total lines:

81496

Average file size:

7185.05 bytes

File count by date



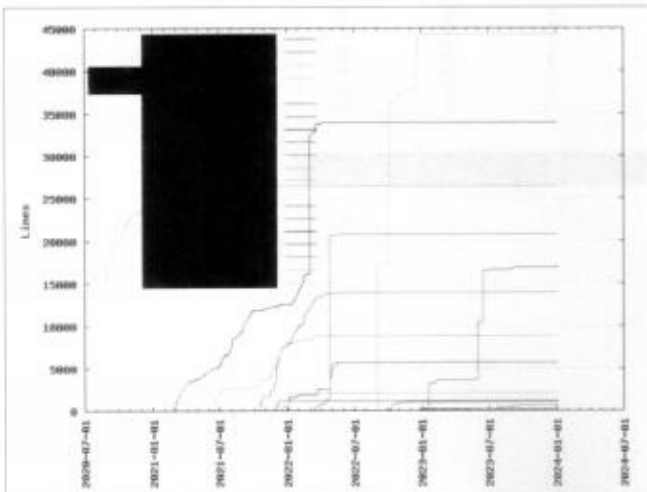
Extensions

Extension	Files (%)	Lines (%)	Lines/file
	6 (0.79%)	114 (0.14%)	19
css	24 (3.15%)	3194 (3.92%)	133
eot	1 (0.13%)	55 (0.07%)	55
gif	1 (0.13%)	6 (0.01%)	6
html	107 (14.04%)	11885 (14.58%)	111
ico	1 (0.13%)	7 (0.01%)	7
jpg	2 (0.26%)	859 (1.05%)	429
js	227 (29.79%)	4182 (5.13%)	18
json	14 (1.84%)	33861 (41.55%)	2418
md	11 (1.44%)	3931 (4.82%)	357
php	2 (0.26%)	76 (0.09%)	38
png	31 (4.07%)	520 (0.64%)	16
scss	65 (8.53%)	3010 (3.69%)	46
svg	3 (0.39%)	26 (0.03%)	8
ts	262 (34.38%)	20928 (25.68%)	79
ttf	1 (0.13%)	55 (0.07%)	55
txt	3 (0.39%)	55 (0.07%)	18
woff	1 (0.13%)	15 (0.02%)	15

Autorzy

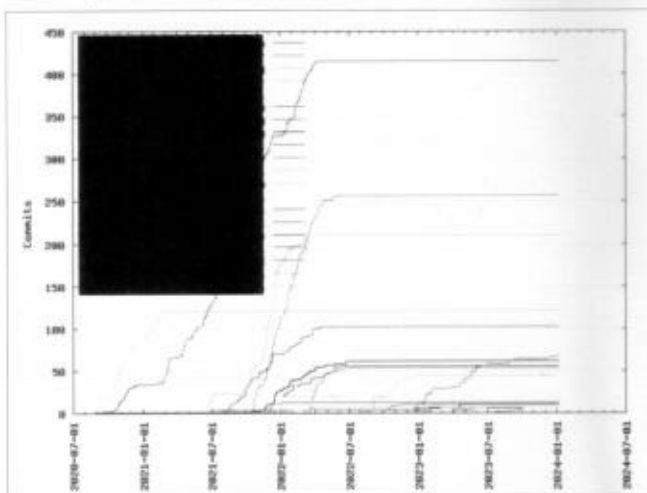
Author	Commits (%)	+ lines	- lines	First commit	Last commit	Age	Active days	# by commits
	415 (25.49%)	13948	7254	2020-08-28	2022-04-07	587 days, 7:00:55	198	1
	256 (15.72%)	13011	7927	2021-10-18	2022-05-24	218 days, 4:19:15	97	2
	210 (12.90%)	8832	5318	2021-06-16	2022-03-15	272 days, 0:59:29	79	3
	121 (7.43%)	26421	4083	2020-06-27	2021-02-23	179 days, 21:29:07	63	4
	112 (6.88%)	14936	11554	2023-01-03	2024-01-05	367 days, 9:24:57	77	5
	102 (6.27%)	0	0	2021-08-06	2022-04-20	256 days, 23:00:55	58	6
	98 (4.18%)	17000	16557	2021-06-29	2024-01-02	918 days, 10:02:07	31	7
	61 (3.75%)	0	0	2021-10-14	2022-06-24	253 days, 1:52:03	40	8
	56 (3.44%)	5736	2266	2022-01-03	2022-06-07	154 days, 15:30:03	35	9
	53 (3.26%)	20798	618	2022-03-15	2022-06-20	96 days, 23:22:13	25	10
	44 (2.70%)	44272	52466	2022-08-31	2022-12-20	118 days, 18:50:32	29	11
	20 (1.23%)	2112	906	2021-12-13	2022-01-03	21 days, 1:03:58	10	12
	20 (1.23%)	0	0	2022-01-14	2022-06-09	145 days, 22:36:05	16	13
	13 (0.80%)	1146	699	2023-09-08	2023-12-30	477 days, 16:24:20	10	14
	11 (0.68%)	997	108	2022-09-30	2022-12-16	77 days, 5:29:33	7	15
	10 (0.61%)	173	98	2022-12-17	2023-04-21	124 days, 22:06:15	6	16
	7 (0.43%)	115	9	2023-03-29	2023-10-04	199 days, 18:17:47	4	17
	7 (0.43%)	635	102	2023-07-21	2023-10-05	75 days, 22:10:12	7	18
	7 (0.43%)	0	0	2021-10-12	2022-04-04	174 days, 4:10:42	6	19
	7 (0.43%)	44	42	2022-12-18	2023-07-04	199 days, 23:30:48	4	20

Cumulated Added Lines of Code per Author



Only top 20 authors shows

Commits per Author



Only top 20 authors shows

Wnioski

- naturalny rozkład zatwierdzeń w czasie
- naturalny rozkład pracy na autorów (wyłaniają się trzej liderzy)
- repozytorium startuje od kilkunastu tysięcy linii kodu
- w przeważającej większości na projekt składają się pliki JSON, TypeScript oraz HTML
- start projektu 2020 roku

2.3 Form-generator-back

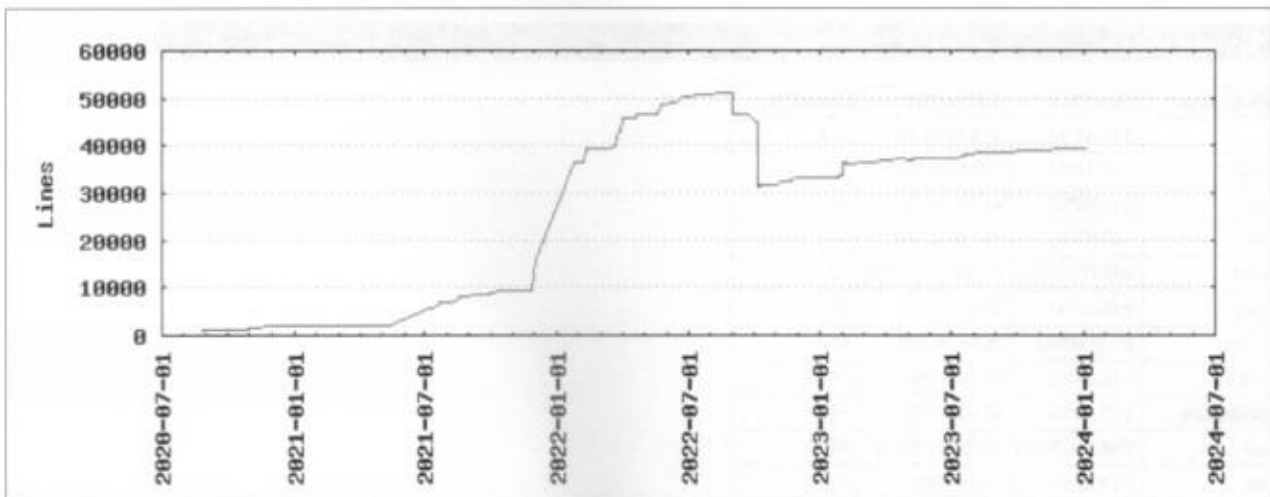
Nazwa	form-generator-back
Typ	Java + Spring
Okres	2020-08-25 13:32:48 to 2024-01-04 14:51:57
Liczba plików	724
Liczba linii	39433 (75533 dodano, 36100 usunięto)
Liczba zatwierdzeń	1247
Autorzy	23

Linie

Total lines:

39433

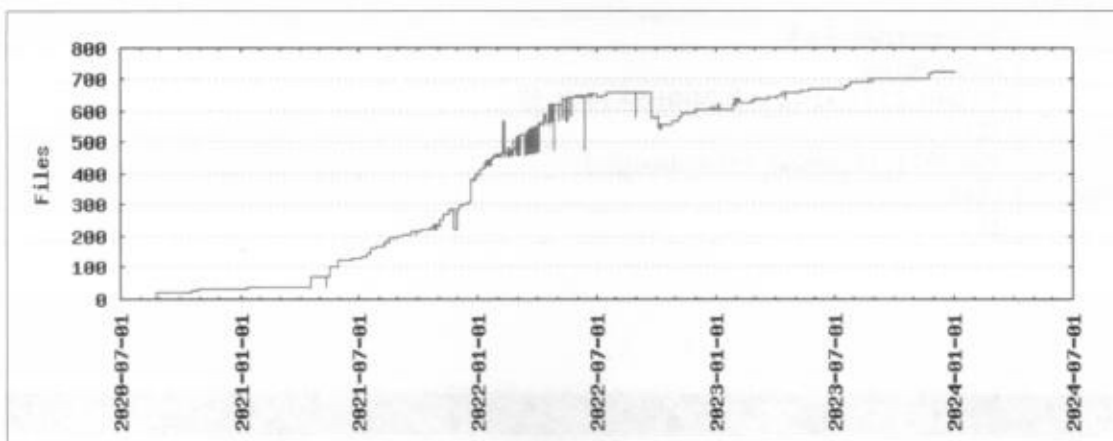
Lines of Code



Pliki

Total files:
724
Total lines:
39433
Average file size:
2330.60 bytes

File count by date



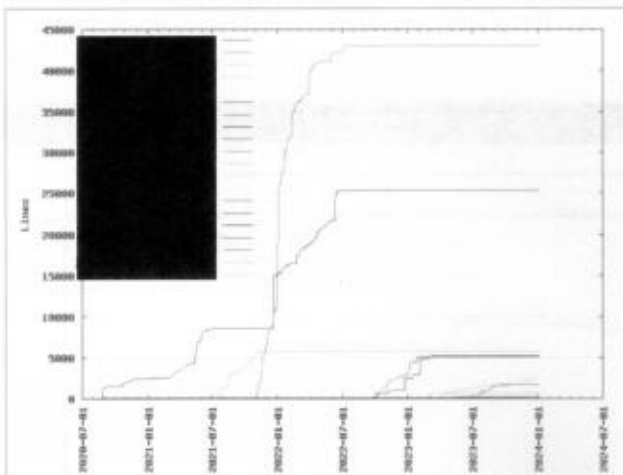
Extensions

Extension	Files (%)	Lines (%)	Lines/file
	3 (0.41%)	374 (0.95%)	124
cmd	1 (0.14%)	182 (0.46%)	182
crf	2 (0.28%)	41 (0.10%)	20
ftl	5 (0.69%)	332 (0.84%)	66
java	509 (70.30%)	26763 (67.87%)	52
jpeg	2 (0.28%)	99 (0.25%)	49
json	21 (2.90%)	3614 (9.16%)	172
md	1 (0.14%)	28 (0.07%)	28
properties	1 (0.14%)	51 (0.13%)	51
sql	159 (21.96%)	7078 (17.95%)	44
txt	3 (0.41%)	7 (0.02%)	2
xml	5 (0.69%)	547 (1.39%)	109
yaml	10 (1.38%)	202 (0.51%)	20
yml	2 (0.28%)	90 (0.23%)	45

Autorzy


List of Authors									
Author	Commits (%)	+ lines	- lines	First commit	Last commit	Age	Active days	# by commits	
	341 (27.35%)	25426	9411	2020-08-25	2022-06-20	071 days, 20:47:20	124	1	
	116 (17.32%)	43007	11412	2021-11-03	2022-07-18	257 days, 5:33:40	103	2	
	165 (11.23%)	1736	1704	2021-07-09	2021-11-04	118 days, 3:42:22	51	3	
	113 (9.10%)	2505	1144	2023-03-21	2024-01-04	287 days, 4:11:00	60	4	
	73 (5.87%)	5	11	2021-12-03	2022-07-11	219 days, 21:32:23	43	5	
	39 (5.61%)	1083	731	2023-07-18	2023-10-12	86 days, 1:22:39	39	6	
	67 (5.37%)	5096	19479	2022-08-30	2023-03-14	196 days, 0:26:37	42	7	
	65 (5.21%)	0	0	2021-12-21	2022-06-20	180 days, 21:40:15	33	8	
	32 (2.57%)	5226	5336	2022-09-23	2023-06-21	270 days, 22:39:20	23	9	
	29 (2.31%)	138	101	2020-08-27	2022-04-04	584 days, 21:26:24	17	10	
	18 (1.44%)	685	234	2023-02-24	2023-04-18	53 days, 12:43:24	9	11	
	17 (1.36%)	0	0	2021-08-11	2021-10-20	69 days, 22:24:34	14	12	
	12 (0.96%)	101	57	2023-05-05	2023-08-31	118 days, 3:13:02	5	13	
	11 (0.88%)	230	19	2023-04-05	2023-11-14	223 days, 0:32:30	6	14	
	7 (0.56%)	0	0	2021-07-09	2021-07-22	13 days, 0:50:48	6	15	
	3 (0.24%)	20	8	2023-03-20	2023-04-24	34 days, 23:40:33	3	16	
	1 (0.10%)	22	19	2022-12-27	2023-01-18	21 days, 22:40:01	2	17	
	1 (0.08%)	173	19	2023-05-12	2023-05-12	0:00:00	1	18	
	1 (0.08%)	10	0	2023-09-22	2023-09-22	0:00:00	1	19	
	1 (0.08%)	80	2	2023-11-28	2023-11-28	0:00:00	1	20	

Cumulated Added Lines of Code per Author



Only top 20 authors shows

Commits per Author



Only top 20 authors shows

Wnioski

- duża liczba zatwierdzających
- naturalny rozkład zatwierdzeń w czasie
- naturalny rozkład zatwierdzeń w podziale na autora
- głównie kod JAVA oraz SQL
- projekt wystartowany w 2020 roku

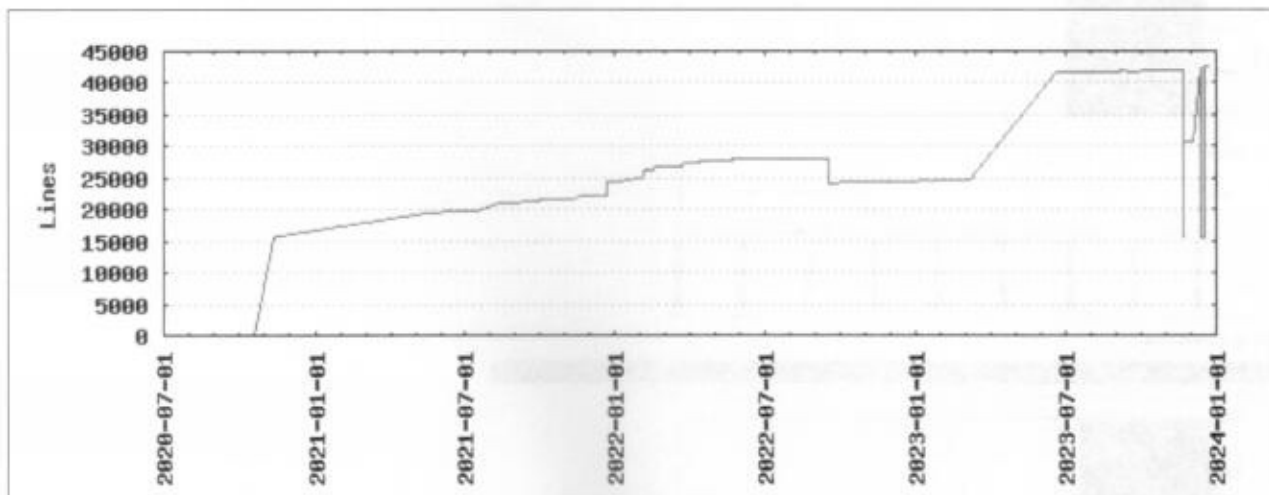
2.4 Gov-forms-front

Nazwa	GovForms
Typ	TypeScript + angular
Okres	2020-10-19 10:49:47 to 2023-12-22 07:55:06
Liczba plików	265
Liczba linii	42550 (121832 dodano, 79282 usunięto)
Liczba zatwierdzeń	778
Autorzy	21

Linie

Total lines:
42550

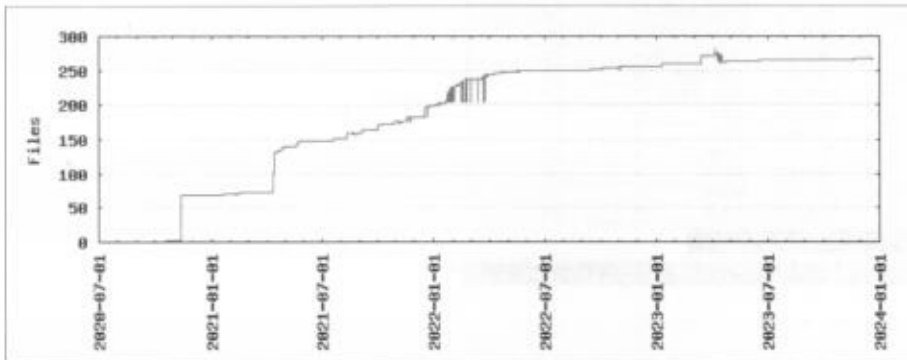
Lines of Code



Pliki

Total files:
265
Total lines:
42550
Average file size:
6877.05 bytes

File count by date



Extensions

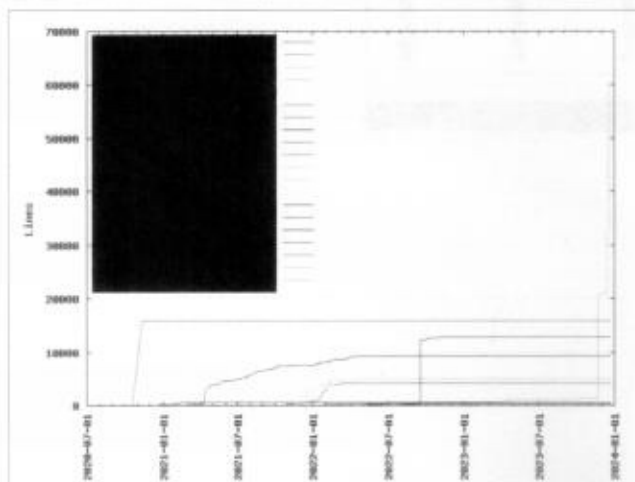
Extension	Files (%)	Lines (%)	Lines/file
	5 (1.89%)	92 (0.22%)	18
eot	1 (0.38%)	118 (0.28%)	118
html	42 (15.85%)	1906 (4.48%)	45
ico	1 (0.38%)	7 (0.02%)	7
js	2 (0.75%)	32 (0.08%)	16
json	16 (6.04%)	27819 (65.38%)	1738
ml	1 (0.38%)	27 (0.06%)	27
scss	38 (14.34%)	2962 (6.96%)	77
svg	6 (2.26%)	67 (0.16%)	11
ts	151 (56.98%)	9637 (22.65%)	63
ttf	1 (0.38%)	118 (0.28%)	118
woff	1 (0.38%)	118 (0.28%)	118

Autorzy

List of Authors

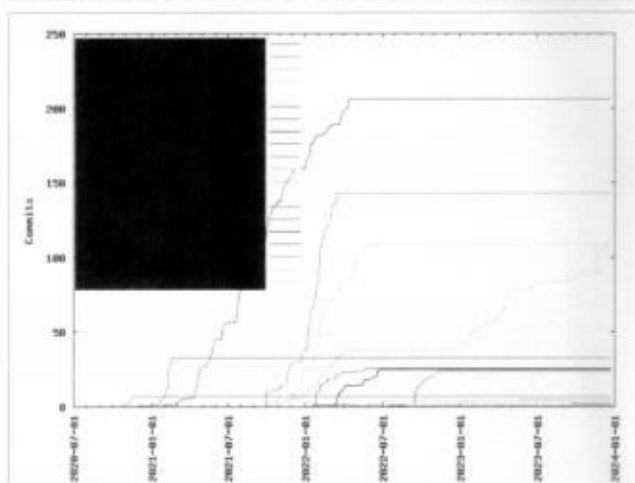
Author	Commits (%)	+ lines	- lines	First commit	Last commit	Age	Active days	# by commits
	206 (26.40%)	9256	3953	2021-02-03	2023-04-13	433 days, 23:58:24	106	1
	143 (18.30%)	4181	2156	2021-09-28	2022-03-15	168 days, 0:05:26	48	2
	115 (14.70%)	6046	3286	2021-09-29	2023-12-22	813 days, 22:54:34	64	3
	109 (14.01%)	5046	2843	2021-10-22	2023-06-20	241 days, 2:50:50	49	4
	70 (9.00%)	4812	2099	2022-12-30	2023-12-15	150 days, 0:02:41	40	5
	33 (4.24%)	600	212	2021-01-20	2021-03-18	28 days, 23:07:15	12	6
	26 (3.34%)	326	91	2022-01-21	2022-05-20	118 days, 20:04:34	20	7
	25 (3.21%)	290	104	2022-03-13	2022-06-27	103 days, 19:57:07	16	8
	24 (3.08%)	1283	1654	2022-09-16	2023-11-10	54 days, 7:50:56	10	9
	7 (0.90%)	1574	88	2020-10-19	2020-11-19	31 days, 8:18:49	4	10
	7 (0.90%)	535	452	2023-03-29	2023-05-23	35 days, 4:52:11	2	11
	4 (0.51%)	0	0	2022-05-12	2022-06-27	45 days, 23:25:56	4	12
	2 (0.26%)	74	8	2022-11-17	2023-11-19	1 day, 0:46:05	2	13
	2 (0.26%)	96	30	2023-09-12	2023-09-20	7 days, 22:17:10	2	14
	1 (0.13%)	23	26	2023-12-05	2023-12-05	0:00:00	1	15
	1 (0.13%)	1	1	2023-04-14	2023-04-14	0:00:00	1	16
	1 (0.13%)	29	0	2022-01-18	2022-01-18	0:00:00	1	17
	1 (0.13%)	17	0	2023-09-27	2023-09-27	0:00:00	1	18
	1 (0.13%)	0	0	2022-04-27	2022-04-27	0:00:00	1	19
	1 (0.13%)	0	0	2022-05-31	2022-05-31	0:00:00	1	20

Cumulated Added Lines of Code per Author



Only top 20 authors shown

Commits per Author



Only top 20 authors shown

Wnioski

- przyrost linii kodu, zatwierdzeń, zaangażowanie osób typowe dla projektów IT
- w większość składa się z JSON oraz TypeScript
- projekt wystartowany w roku 2020

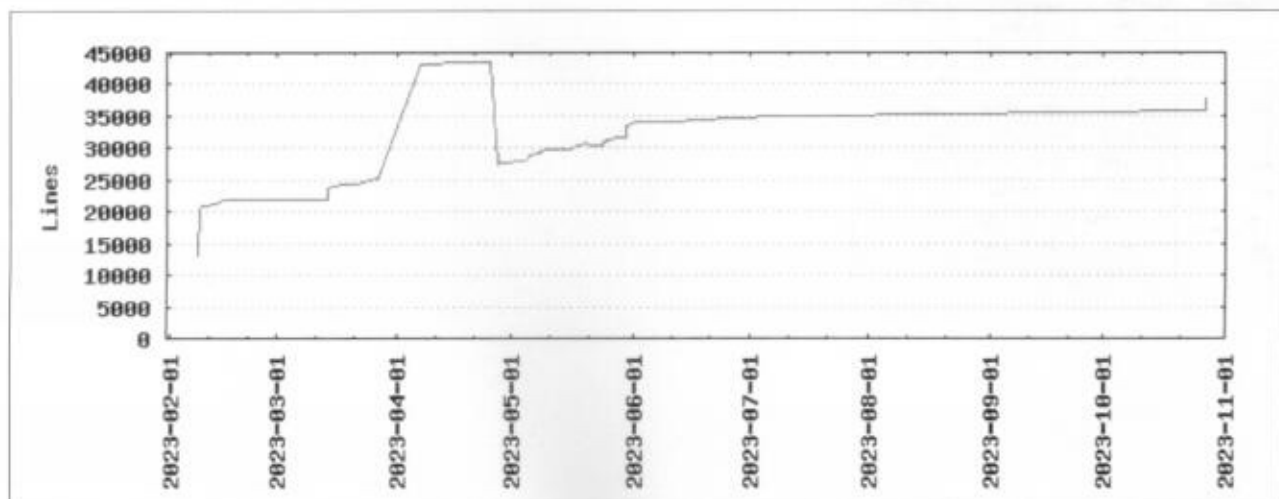
2.5 MIKE-front

Nazwa	MIKE-front
Typ	TypeScript + angular
Okres	2023-02-08 13:22:51 to 2023-10-27 10:35:47
Liczba plików	354
Liczba linii	37844 (69881 dodano, 32037 usunięto)
Liczba zatwierdzeń	138
Autorzy	3

Linie

Total lines:
37844

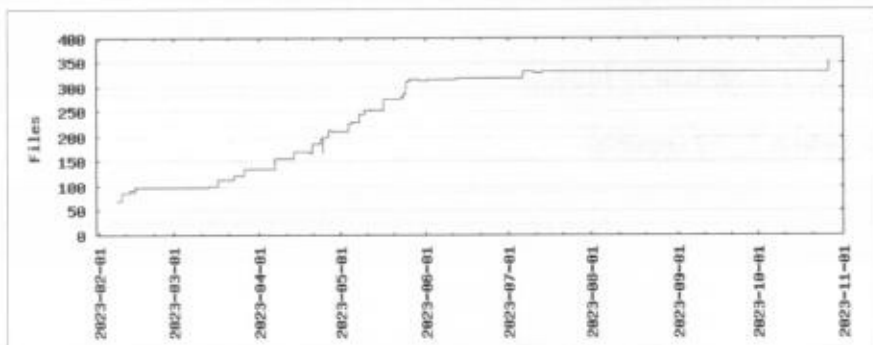
Lines of Code



Pliki

Total files:
354
Total lines:
37844
Average file size:
4515.39 bytes

File count by date



Extensions

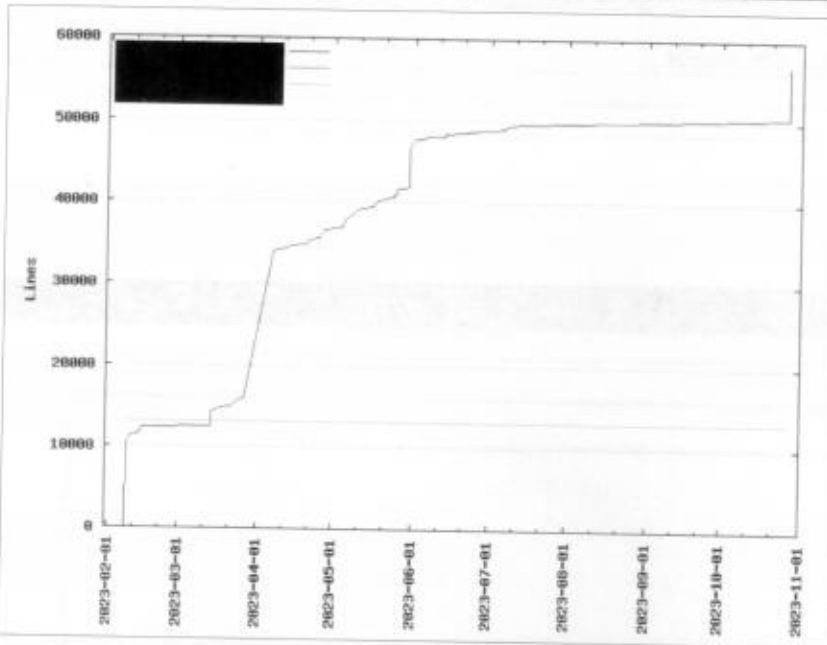
Extension	Files (%)	Lines (%)	Lines/file
	4 (1.13%)	77 (0.20%)	19
html	62 (17.51%)	2068 (5.46%)	33
ico	1 (0.28%)	7 (0.02%)	7
jpg	1 (0.28%)	258 (0.68%)	258
js	1 (0.28%)	44 (0.12%)	44
json	11 (3.11%)	25295 (66.84%)	2299
md	1 (0.28%)	27 (0.07%)	27
scss	67 (18.93%)	2693 (7.12%)	40
svg	2 (0.56%)	1056 (2.79%)	528
ts	204 (57.63%)	6576 (17.38%)	32

Autorzy

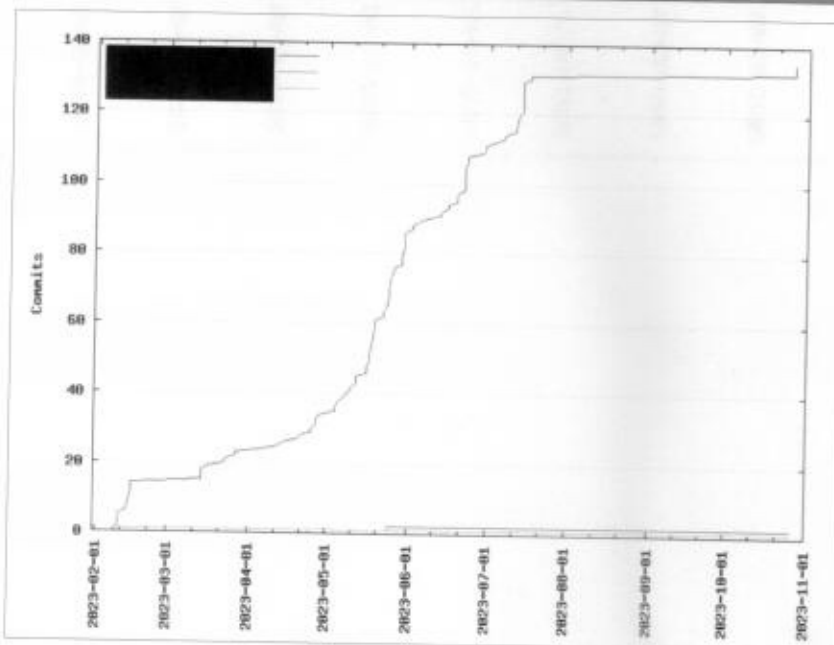
List of Authors

Author	Commits (%)	+ lines	- lines	First commit	Last commit	Age	Active days	# by commits
[REDACTED]	135 (97.83%)	56914	32288	2023-02-09	2023-10-27	260 days, 2:22:03	53	1
[REDACTED]	2 (1.45%)	39	0	2023-04-25	2023-05-25	29 days, 23:18:49	2	2
[REDACTED]	1 (0.72%)	13179	0	2023-02-08	2023-02-08	0:00:00	1	3

Cumulated Added Lines of Code per Author



Commits per Author



Wnioski

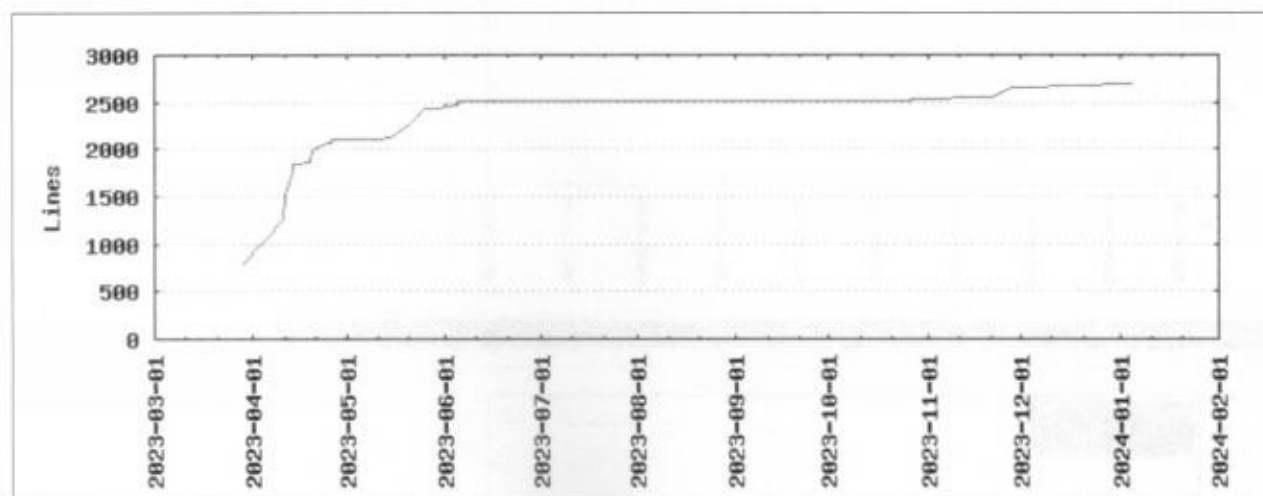
- w zasadzie jeden autor
- większość kodu to JSON

2.6 MIKE-back

Nazwa	MIKE-back
Typ	Java + Spring
Okres	2023-02-08 13:22:51 to 2023-10-27 10:35:47
Liczba plików	354
Liczba linii	2694 (3503 dodano, 809 usunięto)
Liczba zatwierdzeń	58
Autorzy	5

Linie

Total lines:
2694

Lines of Code

Pliki

Total files:

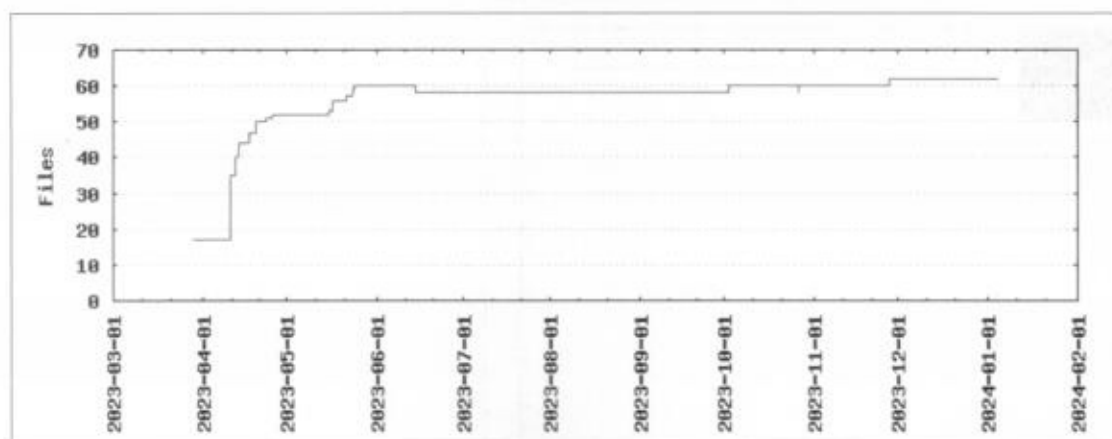
62

Total lines:

2694

Average file size:

1719.74 bytes

File count by date**Extensions**

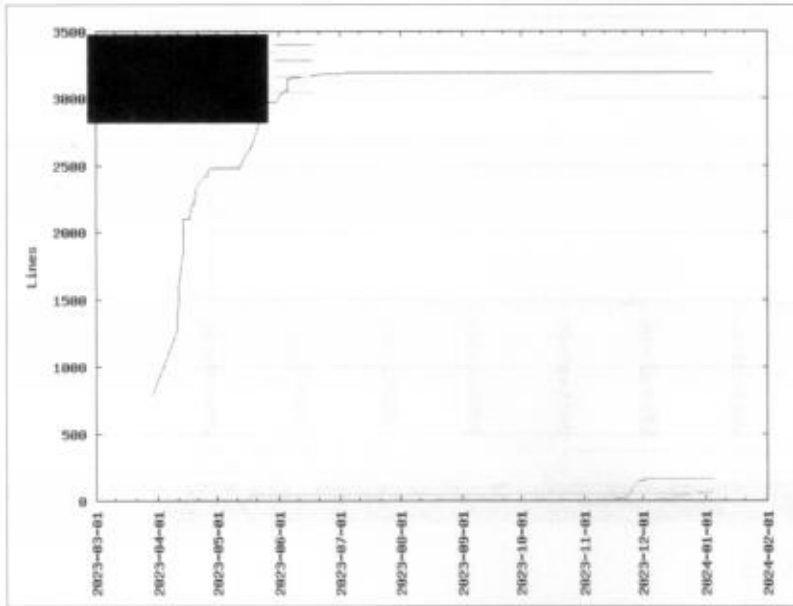
Extension	Files (%)	Lines (%)	Lines/file
	3 (4.84%)	313 (11.62%)	104
cmd	1 (1.61%)	187 (6.94%)	187
crt	2 (3.23%)	41 (1.52%)	20
java	37 (59.68%)	1529 (56.76%)	41
json	1 (1.61%)	2 (0.07%)	2
properties	1 (1.61%)	18 (0.67%)	18
sql	4 (6.45%)	32 (1.19%)	8
xml	3 (4.84%)	357 (13.25%)	119
yaml	5 (8.06%)	133 (4.94%)	26
yml	5 (8.06%)	73 (2.71%)	14

Autorzy

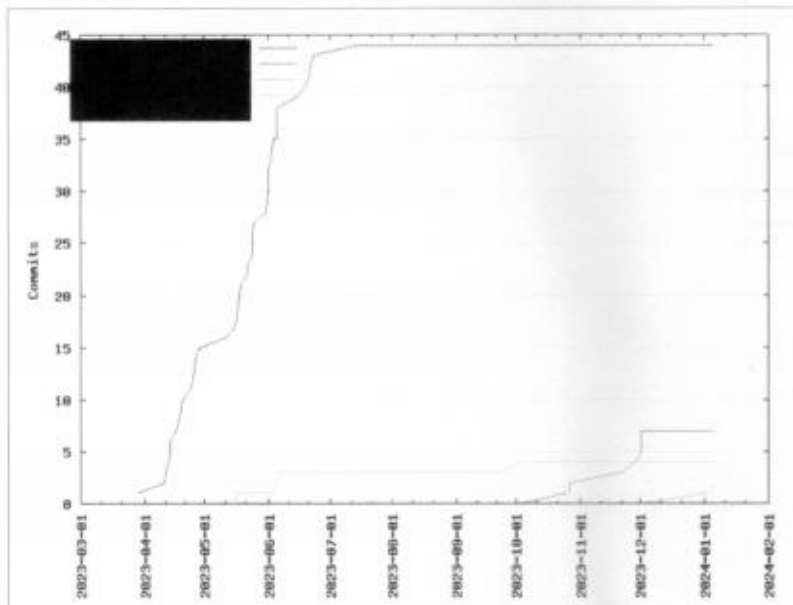
List of Authors

Author	Commits (%)	+ lines	- lines	First commit	Last commit	Age	Active days	# by commits
[REDACTED]	44 (75.86%)	3190	718	2023-03-29	2023-07-14	107 days, 4:10:26	30	1
[REDACTED]	7 (12.07%)	160	31	2023-10-27	2023-12-01	35 days, 3:53:18	4	2
[REDACTED]	4 (6.90%)	55	9	2023-05-17	2023-10-03	139 days, 0:04:11	3	3
[REDACTED]	2 (3.45%)	88	51	2024-01-04	2024-01-05	21:07:03	2	4
[REDACTED]	1 (1.72%)	10	0	2023-09-22	2023-09-22	0:00:00	1	5

Cumulated Added Lines of Code per Author



Commits per Author



Uwagi

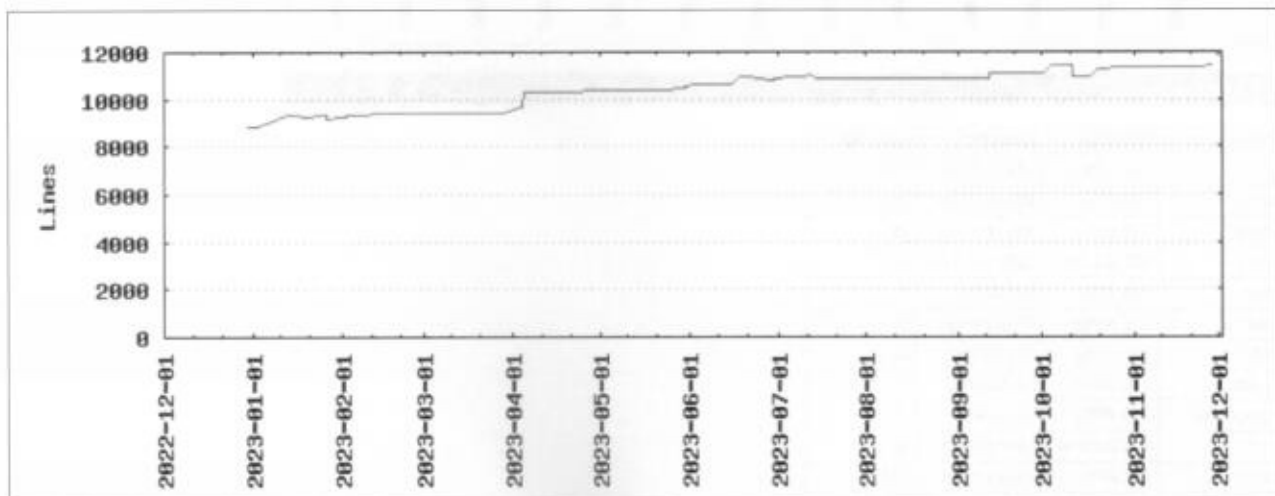
- niewielki projekt
- w większości jeden autor
- rozkład zatwierdzeń w czasie naturalny
- w większości kod JAVA

2.7 Auth-server

Nazwa	auth-server
Typ	Java + Spring
Okres	2022-12-30 10:55:32 do 2023-11-28 17:38:57
Liczba plików	204
Liczba linii	11393 (13982 dodano, 2589 usunięto)
Liczba zatwierdzeń	150
Autorzy	11

Linie

Lines of Code



Pliki

Total files:

204

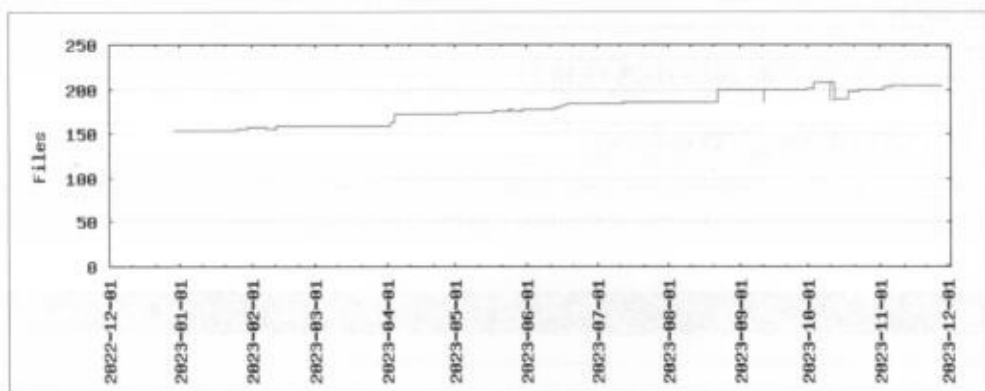
Total lines:

11393

Average file size:

2423.76 bytes

File count by date



Extensions

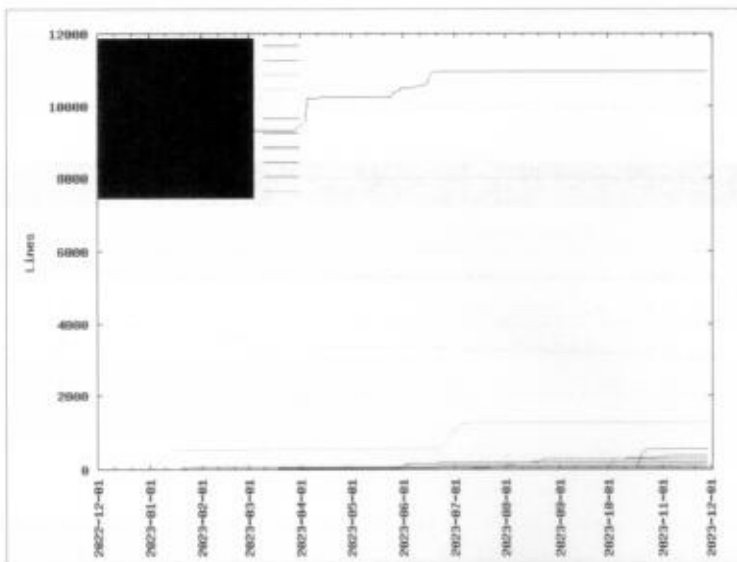
Extension	Files (%)	Lines (%)	Lines/file
	3 (1.47%)	325 (2.85%)	108
cmd	1 (0.49%)	205 (1.80%)	205
html	2 (0.98%)	566 (4.97%)	283
java	127 (62.25%)	7204 (63.23%)	56
key	2 (0.98%)	8 (0.07%)	4
md	1 (0.49%)	27 (0.24%)	27
p12	3 (1.47%)	49 (0.43%)	16
pem	2 (0.98%)	30 (0.26%)	15
properties	1 (0.49%)	18 (0.16%)	18
sql	45 (22.06%)	1099 (9.65%)	24
xml	3 (1.47%)	434 (3.81%)	144
yaml	4 (1.96%)	1288 (11.31%)	322
yml	10 (4.90%)	170 (1.49%)	17

Autorzy

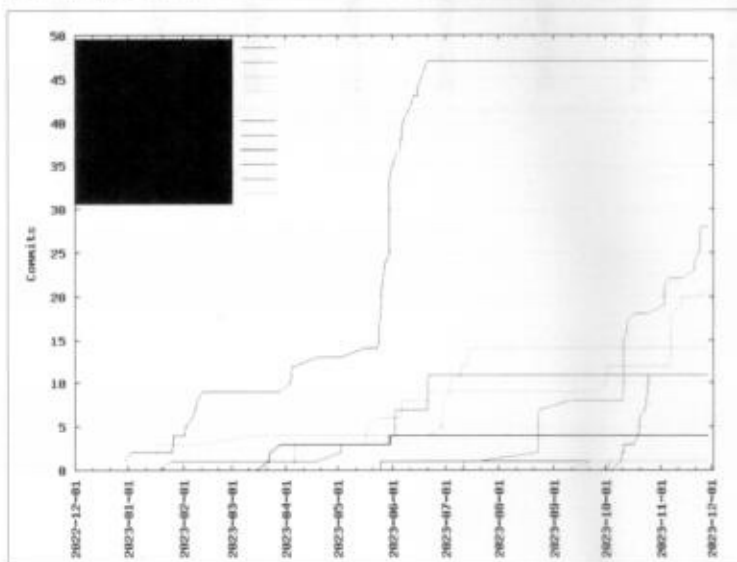
List of Authors

Author	Commits (%)	+ lines	- lines	First commit	Last commit	Age	Active days	# by commits
	47 (31.33%)	10933	752	2022-12-30	2023-06-21	172 days, 22:03:23	31	1
	28 (18.67%)	382	339	2023-07-13	2023-11-24	134 days, 5:33:40	12	2
	23 (14.00%)	178	31	2023-04-06	2023-11-28	236 days, 8:44:58	10	3
	14 (9.33%)	1269	923	2023-01-13	2023-07-14	181 days, 17:07:30	10	4
	11 (7.33%)	151	28	2023-01-31	2023-09-25	236 days, 18:14:34	9	5
	11 (7.33%)	569	454	2023-10-10	2023-10-25	15 days, 4:26:17	7	6
	11 (7.33%)	177	84	2023-01-26	2023-06-22	146 days, 21:20:44	6	7
	4 (2.67%)	65	5	2023-03-22	2023-05-30	69 days, 2:50:48	4	8
	1 (0.67%)	0	0	2023-05-25	2023-05-25	0:00:00	1	9
	1 (0.67%)	286	6	2023-10-04	2023-10-04	0:00:00	1	10
	1 (0.67%)	4	0	2023-09-22	2023-09-22	0:00:00	1	11

Cumulated Added Lines of Code per Author



Commits per Author



Wnioski

- repozytorium startuje od 9000 linii
- naturalny rozkład zatwierdzeń w czasie i z podziałem na autorów
- w większość to kod JAVA

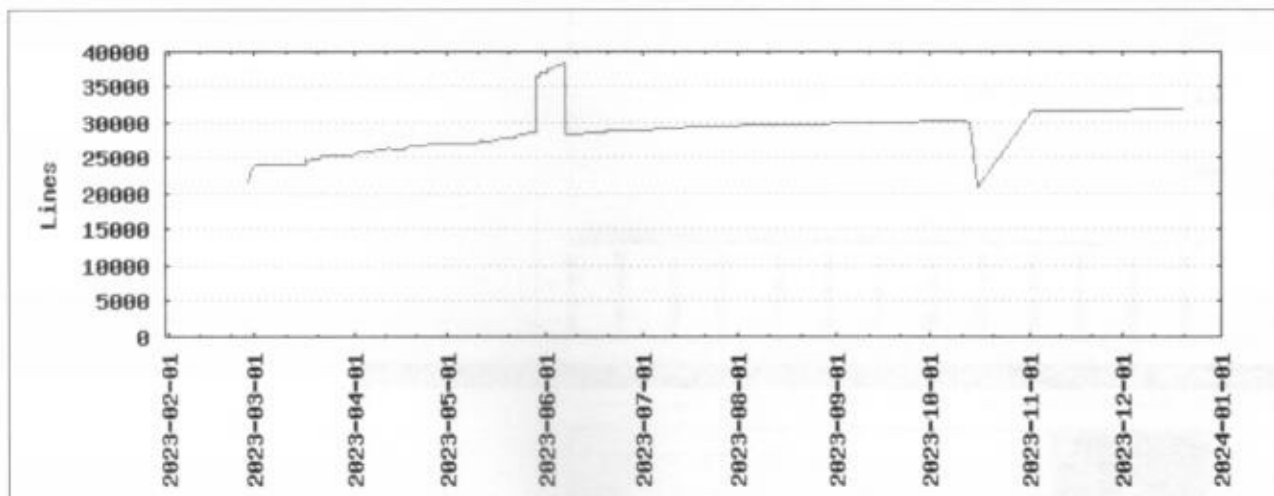
2.8 Service-charter-catalog-front

Nazwa	service-charter-catalog-front
Typ	TypeScript + Angular
Okres	2023-02-27 07:58:39 to 2023-12-20 10:59:54
Liczba plików	187
Liczba linii	31768 (69545 dodano, 37777 usunięto)
Liczba zatwierdzeń	228
Autorzy	8

Linie

Total lines:

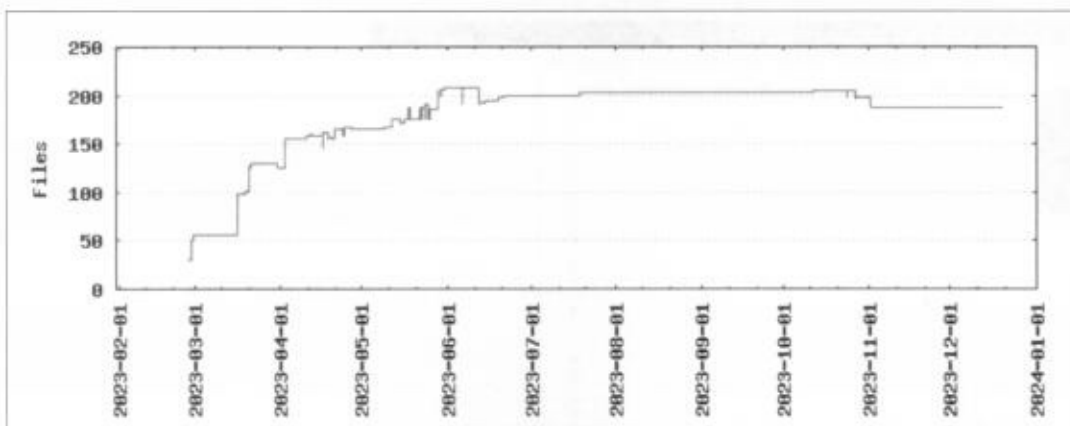
31768

Lines of Code

Pliki

Total files:
187
Total lines:
31768
Average file size:
6529.39 bytes

File count by date



Extensions

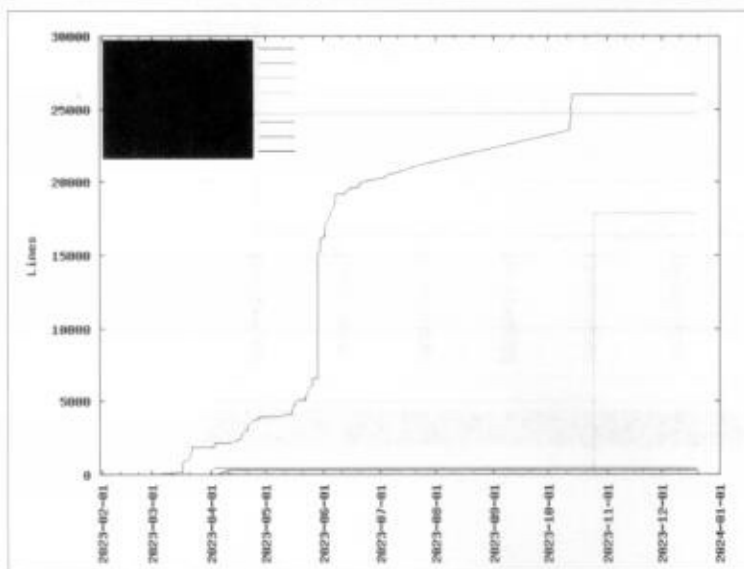
Extension	Files (%)	Lines (%)	Lines/file
	6 (3.21%)	124 (0.39%)	20
html	35 (18.72%)	774 (2.44%)	22
ico	1 (0.53%)	7 (0.02%)	7
json	10 (5.35%)	25476 (80.19%)	2547
md	1 (0.53%)	27 (0.08%)	27
scss	43 (22.99%)	1338 (4.21%)	31
svg	1 (0.53%)	7 (0.02%)	7
ts	90 (48.13%)	4022 (12.66%)	44

Autorzy

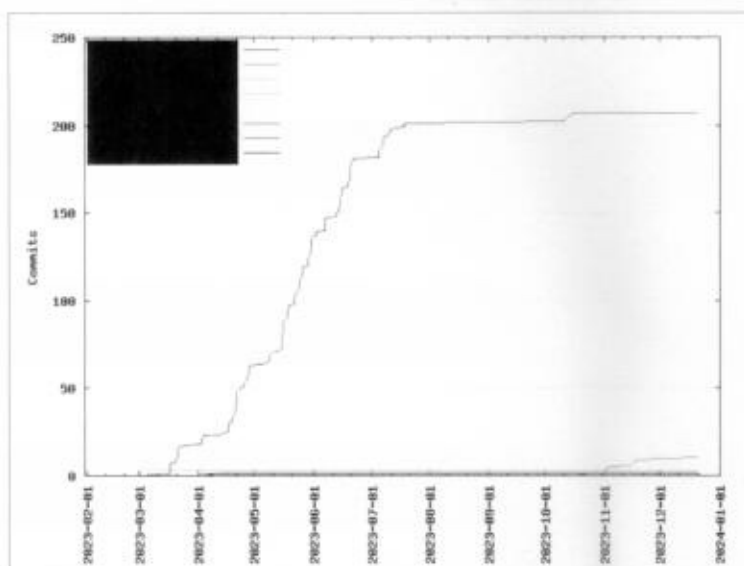
List of Authors

Author	Commits (%)	+ lines	- lines	First commit	Last commit	Age	Active days	# by commits
	307 (90.79%)	25962	29705	2023-03-17	2023-10-16	213 days, 0:00:50	55	1
	10 (4.39%)	287	541	2023-11-02	2023-12-20	47 days, 22:31:58	6	2
	3 (1.32%)	17843	6742	2023-10-25	2023-10-28	2 days, 18:36:13	2	3
	1 (1.32%)	24668	611	2023-02-27	2023-03-01	2 days, 0:11:51	3	4
	2 (0.88%)	103	25	2023-04-11	2023-04-12	1 day, 4:01:49	2	5
	1 (0.44%)	487	12	2023-04-03	2023-04-03	0:00:00	1	6
	1 (0.44%)	10	6	2023-10-25	2023-10-25	0:00:00	1	7
	1 (0.44%)	290	75	2023-04-11	2023-04-11	0:00:00	1	8

Cumulated Added Lines of Code per Author



Commits per Author



Wnioski

- jeden zatwierdzający
- repozytorium startuje z poziomu 20 tysięcy linii kodu
- większość kodu to JSON (80%) i TypeScript(12%)
- rozkład zatwierzeń w czasie, z podziałem na autorów wygląda naturalnie

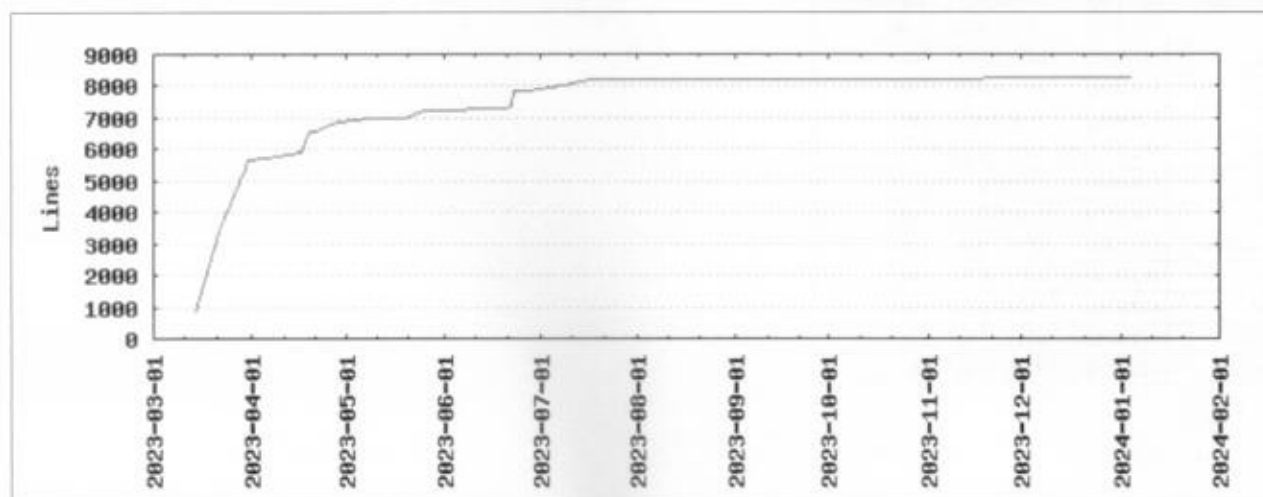
2.9 Service-charter-catalog-back

Nazwa	service-charter-catalog-back
Typ	Java + Spring
Okres	2023-03-14 11:15:45 do 2024-01-04 12:28:14
Liczba plików	152
Liczba linii	8266 (10038 dodano, 1772 usunięto)
Liczba zatwierzeń	43
Autorzy	8

Linie

Total lines:

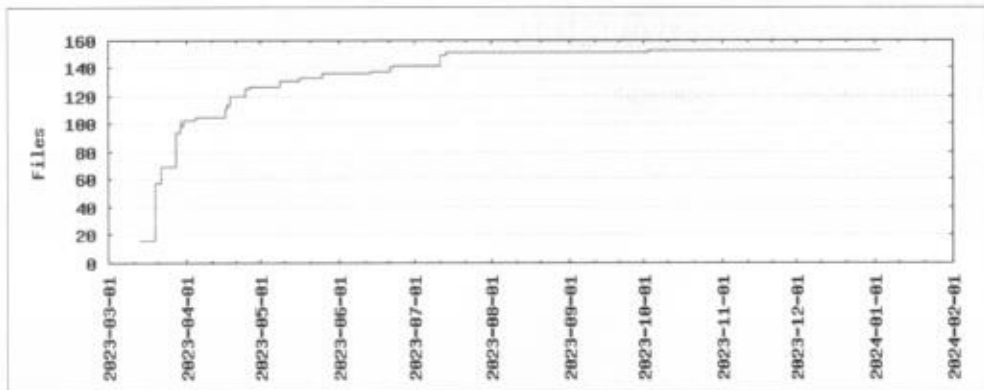
8266

Lines of Code

Pliki

Total files:
152
Total lines:
8266
Average file size:
2788.46 bytes

File count by date



Extensions

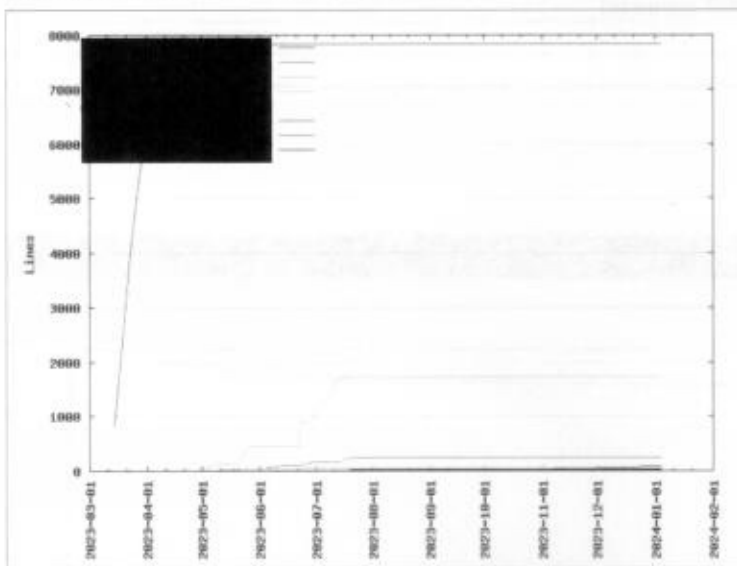
Extension	Files (%)	Lines (%)	Lines/file
	3 (1.97%)	326 (3.94%)	108
adoc	1 (0.66%)	64 (0.77%)	64
cmd	1 (0.66%)	205 (2.48%)	205
crt	1 (0.66%)	21 (0.25%)	21
java	102 (67.11%)	5880 (71.13%)	57
jpg	1 (0.66%)	240 (2.90%)	240
json	7 (4.61%)	724 (8.76%)	103
properties	1 (0.66%)	18 (0.22%)	18
sql	19 (12.50%)	233 (2.82%)	12
xml	4 (2.63%)	614 (7.43%)	153
yaml	3 (1.97%)	93 (1.13%)	31
yml	9 (5.92%)	74 (0.90%)	8

Autorzy

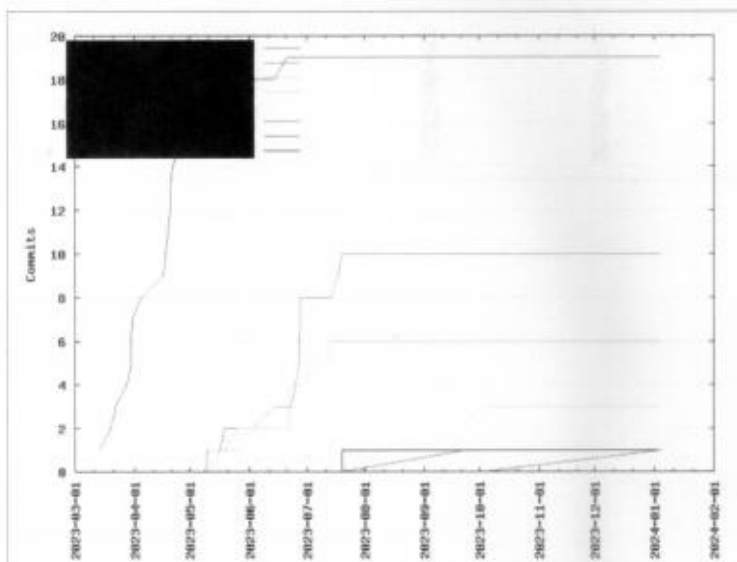
List of Authors

Author	Commits (%)	+ lines	- lines	First commit	Last commit	Age	Active days	# by commits
[REDACTED]	19 (44.19%)	7834	984	2023-03-14	2023-06-21	98 days, 23:29:54	17	1
[REDACTED]	10 (23.26%)	251	130	2023-05-10	2023-07-20	70 days, 20:45:10	8	2
[REDACTED]	6 (13.95%)	1739	620	2023-05-09	2023-07-14	66 days, 2:27:23	6	3
[REDACTED]	3 (6.90%)	50	10	2023-05-17	2023-10-03	139 days, 0:06:25	3	4
[REDACTED]	2 (4.65%)	70	9	2023-06-22	2023-06-22	1:01:58	1	5
[REDACTED]	1 (2.33%)	73	34	2024-01-04	2024-01-04	0:00:00	1	6
[REDACTED]	1 (2.33%)	10	0	2023-09-22	2023-09-22	0:00:00	1	7
[REDACTED]	1 (2.33%)	11	5	2023-07-20	2023-07-20	0:00:00	1	8

Cumulated Added Lines of Code per Author



Commits per Author



Wnioski

- rozkład zatwierdzeń w czasie wygląda naturalnie
- rozkład pracy w podziale na zatwierdzających również naturalny
- większość to kod JAVA

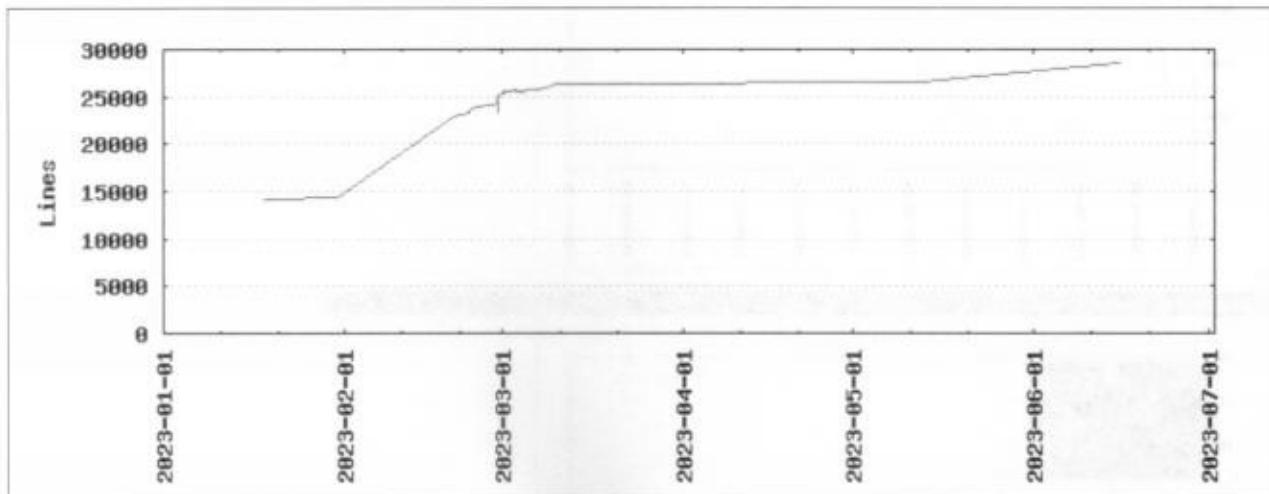
2.10 Education-unit-search-front

Nazwa	Education-unit-search-front
Typ	TypeScript + Angular
Okres	2023-01-18 15:03:36 do 2023-06-16 07:55:58
Liczba plików	168
Liczba linii	28620 (37629 dodano, 9009 usunięto)
Liczba zatwierdzeń	43
Autorzy	8

Linie

Total lines:
28620

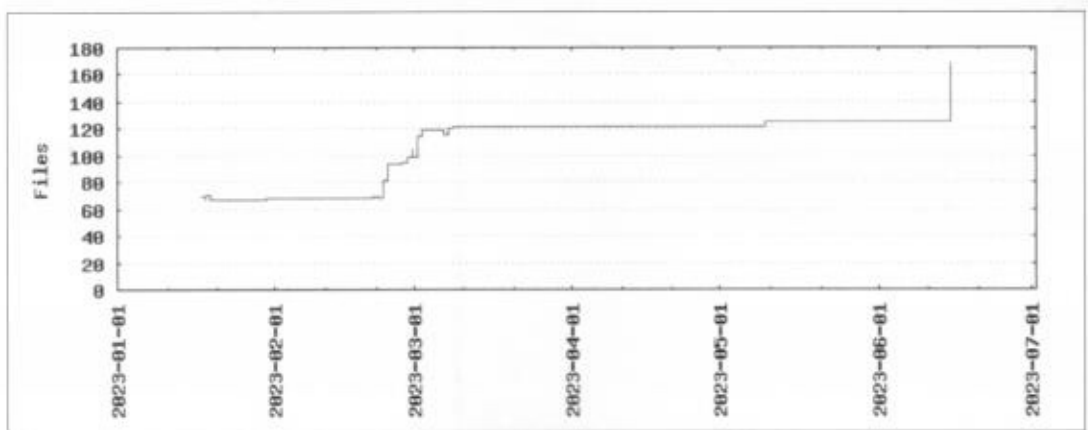
Lines of Code



Pliki

Total files:
168
Total lines:
28620
Average file size:
6262.32 bytes

File count by date



Extensions

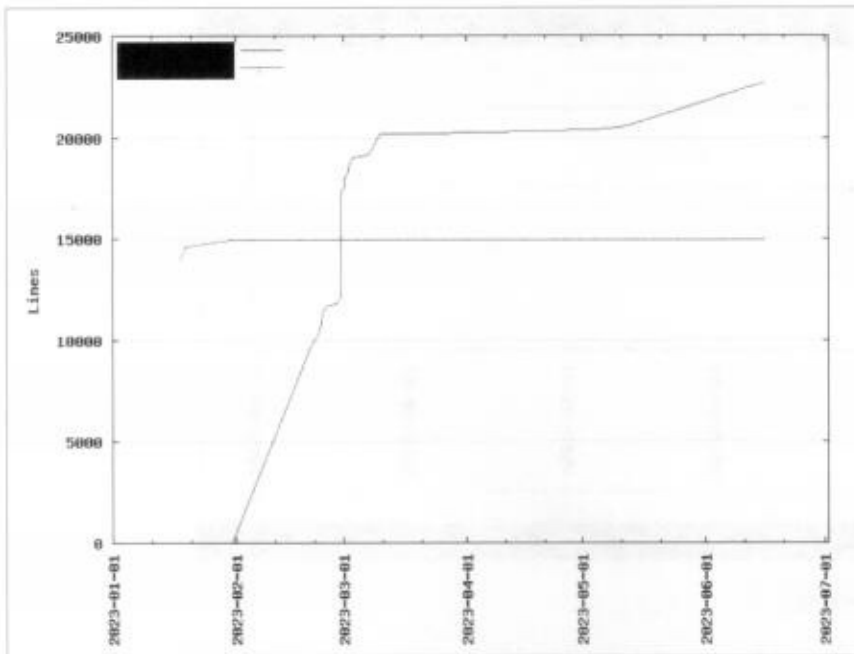
Extension	Files (%)	Lines (%)	Lines/file
	4 (2.38%)	77 (0.27%)	19
html	28 (16.67%)	886 (3.10%)	31
ico	1 (0.60%)	7 (0.02%)	7
js	1 (0.60%)	44 (0.15%)	44
json	9 (5.36%)	21835 (76.29%)	2426
md	2 (1.19%)	28 (0.10%)	14
scss	43 (25.60%)	2246 (7.85%)	52
ts	80 (47.62%)	3497 (12.22%)	43

Autorzy

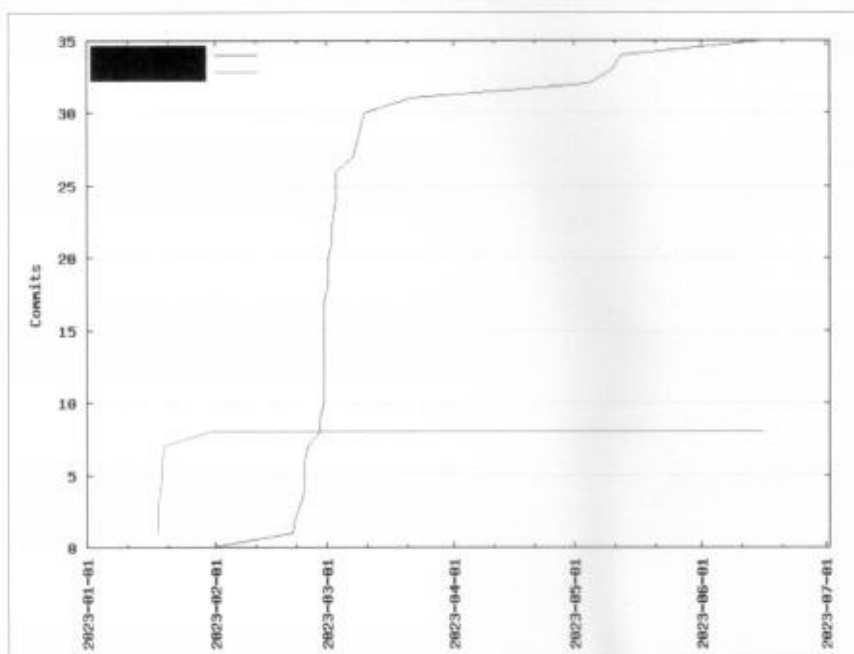
List of Authors

Author	Commits (%)	+ lines	- lines	First commit	Last commit	Age	Active days	# by commits
[REDACTED]	35 (81.40%)	22708	8505	2023-02-20	2023-06-16	115 days, 15:22:38	19	1
[REDACTED]	8 (18.60%)	14921	504	2023-01-18	2023-01-31	13 days, 1:50:29	4	2

Cumulated Added Lines of Code per Author



Commits per Author



Wnioski

- głównie jeden zatwierdzający
- naturalny rozkład zatwierdzeń w czasie
- kod w większości to JSON i TypeScript
- repozytorium startuje z poziomu około 15 tysięcy linii kodu

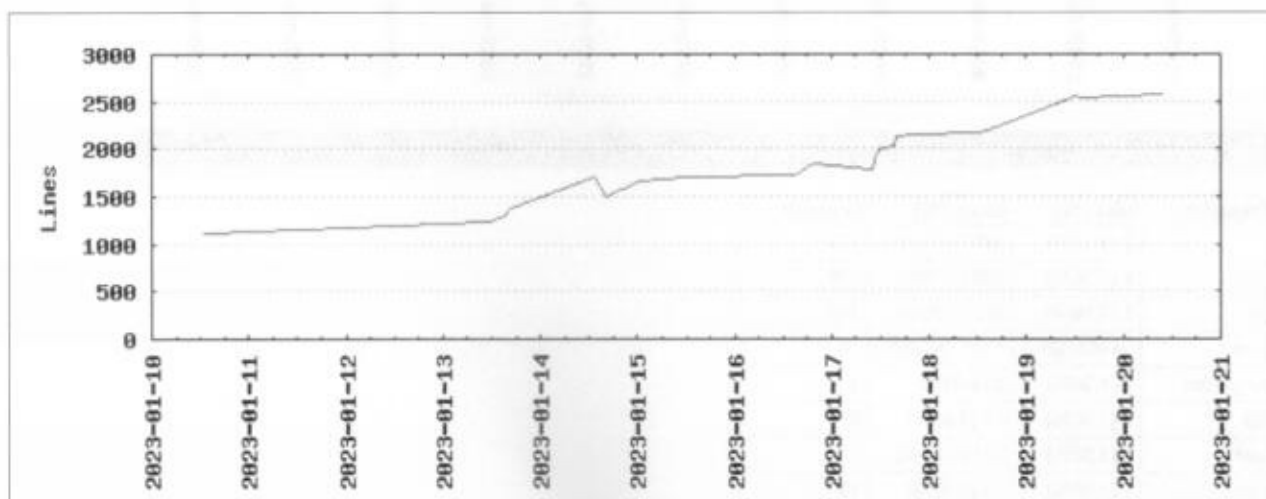
2.11 Education-unit-search-back

Nazwa	Education-unit-search-back
Typ	Java + Spring
Okres	2023-01-10 12:59:49 do 2023-01-20 09:34:32
Liczba plików	64
Liczba linii	2580 (3415 dodano, 835 usunięto)
Liczba zatwierdzeń	30
Autorzy	6

Linie

Total lines:

2580

Lines of Code

Pliki

Total files:

64

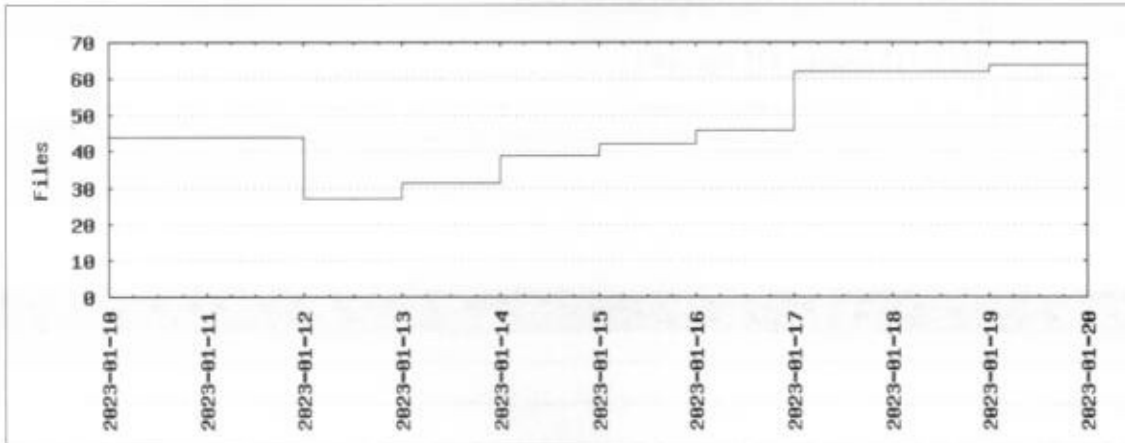
Total lines:

2580

Average file size:

2269.00 bytes

File count by date



Extensions

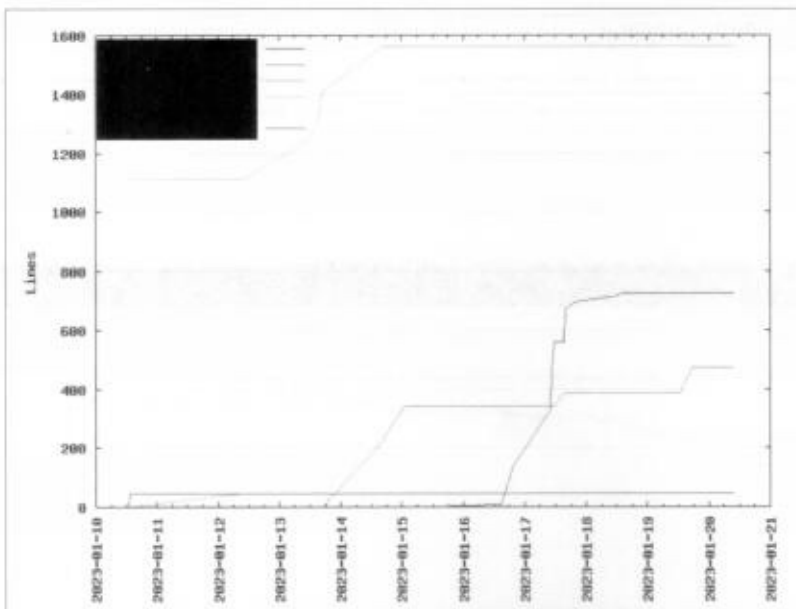
Extension	Files (%)	Lines (%)	Lines/file
	2 (3.12%)	349 (13.53%)	174
cmd	1 (1.56%)	188 (7.29%)	188
jar	1 (1.56%)	219 (8.49%)	219
java	54 (84.38%)	1777 (68.88%)	32
properties	1 (1.56%)	2 (0.08%)	2
sql	1 (1.56%)	67 (2.60%)	67
xml	1 (1.56%)	131 (5.08%)	131
yaml	1 (1.56%)	13 (0.50%)	13
yml	2 (3.12%)	50 (1.94%)	25

Autorzy

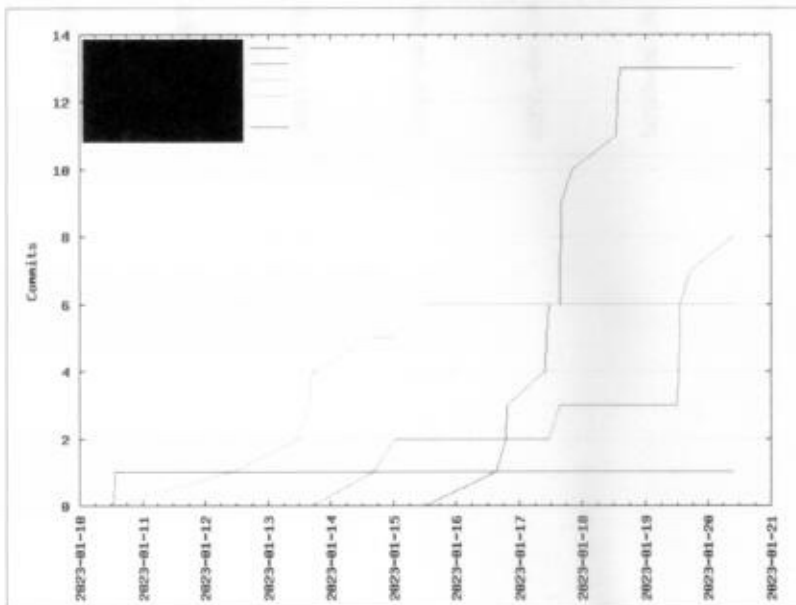
List of Authors

Author	Commits (%)	+ lines	- lines	First commit	Last commit	Age	Active days	# by commits
	13 (43.33%)	724	281	2023-01-16	2023-01-18	1 day, 22:55:46	3	1
	8 (26.67%)	475	250	2023-01-14	2023-01-20	5 days, 20:27:13	5	2
	6 (20.00%)	1564	68	2023-01-10	2023-01-15	4 days, 23:23:55	4	3
	1 (3.33%)	47	2	2023-01-12	2023-01-12	0:00:00	1	4
	1 (3.33%)	561	193	2023-01-19	2023-01-19	0:00:00	1	5
	1 (3.33%)	44	41	2023-01-10	2023-01-10	0:00:00	1	6

Cumulated Added Lines of Code per Author



Commits per Author



Uwagi

- naturalny rozkład zatwierdzeń w czasie i z podziałem na autorów
- w większości kod JAVA

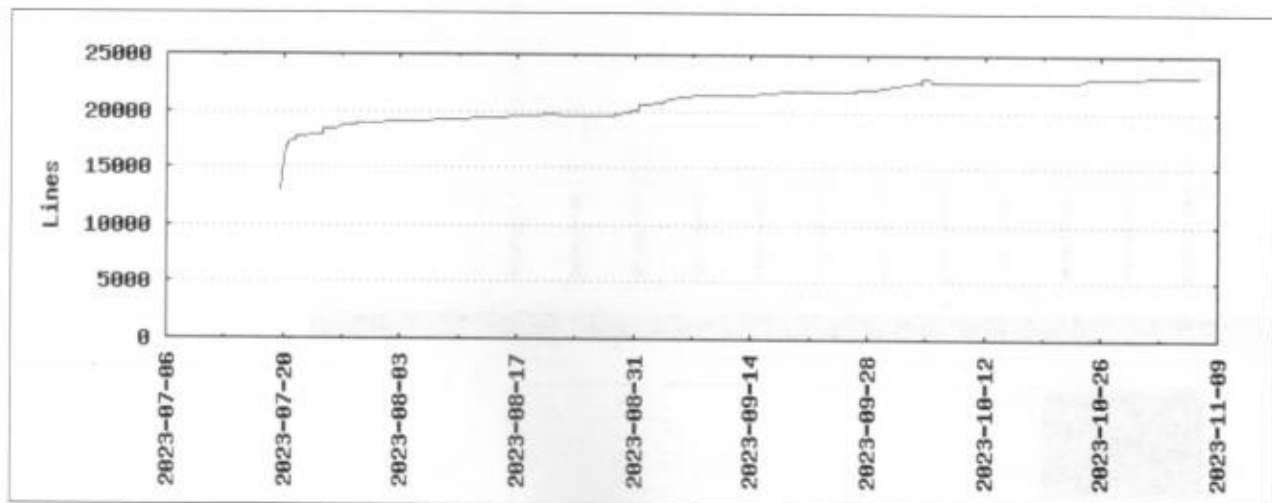
2.12 Higher-education-unit-search-front

Nazwa	Education-unit-search-back
Typ	Java + Spring
Okres	2023-07-19 13:08:47 do 2023-11-06 14:38:21
Liczba plików	159
Liczba linii	23199 (32242 dodano, 9043 usunięto)
Liczba zatwierdzeń	299
Autorzy	4

Linie

Total lines:
23199

Lines of Code



Pliki

Total files:

159

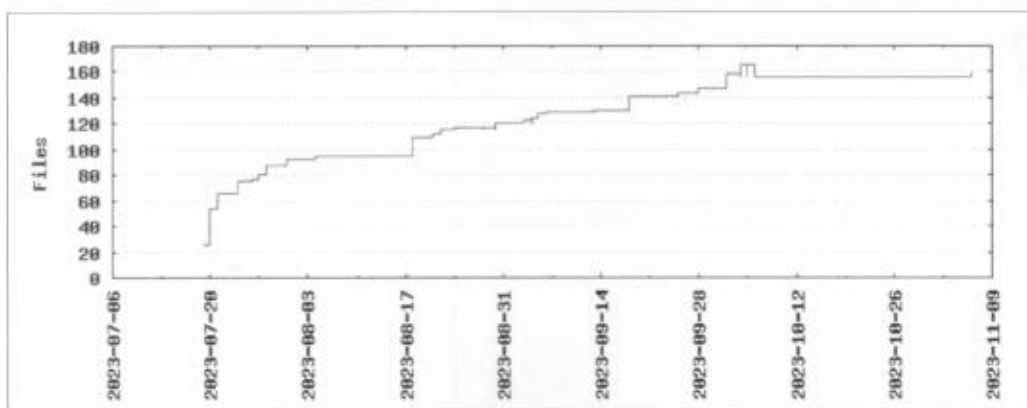
Total lines:

23199

Average file size:

6812.78 bytes

File count by date



Extensions

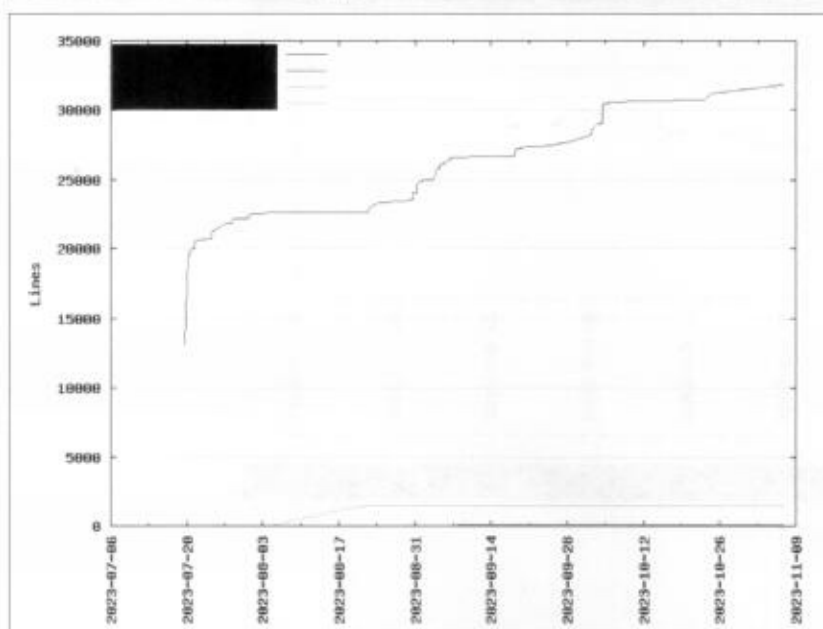
Extension	Files (%)	Lines (%)	Lines/file
	6 (3.77%)	121 (0.52%)	20
html	29 (18.24%)	1023 (4.41%)	35
ico	1 (0.63%)	7 (0.03%)	7
json	10 (6.29%)	18001 (77.59%)	1800
md	1 (0.63%)	27 (0.12%)	27
png	3 (1.89%)	899 (3.88%)	299
scss	30 (18.87%)	1249 (5.38%)	41
ts	79 (49.69%)	2773 (11.95%)	35

Autorzy

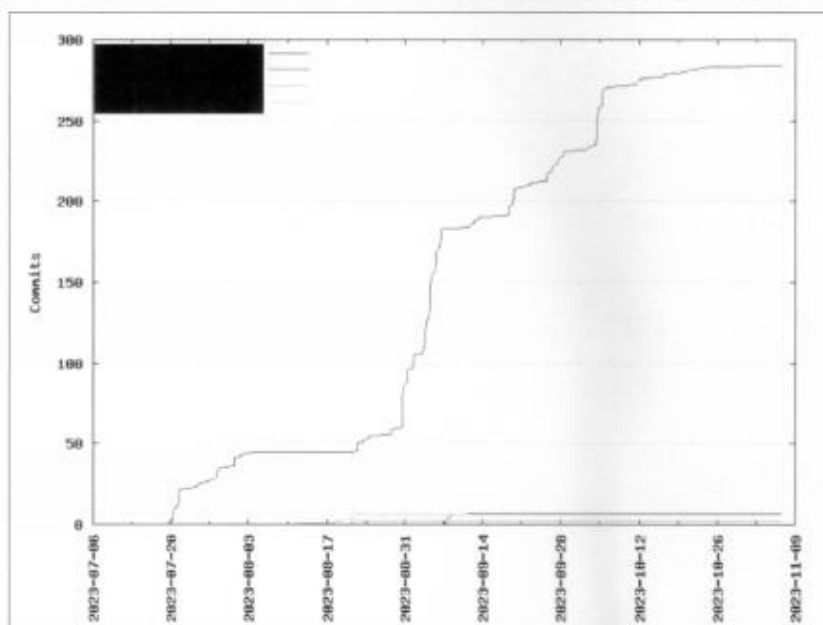
List of Authors

Author	Commits (%)	+ lines	- lines	First commit	Last commit	Age	Active days	# by commits
[REDACTED]	284 (94.98%)	31839	8564	2023-07-19	2023-11-06	110 days, 1:29:34	46	1
[REDACTED]	7 (2.34%)	122	67	2023-09-07	2023-09-11	4 days, 2:30:40	3	2
[REDACTED]	6 (2.01%)	1450	846	2023-08-18	2023-08-21	3 days, 0:42:12	2	3
[REDACTED]	2 (0.67%)	3	3	2023-08-21	2023-08-21	0:17:36	1	4

Cumulated Added Lines of Code per Author



Commits per Author



Wnioski

- w zasadzie jeden autor
- naturalny rozkład zatwierdzeń w czasie
- w większości kod JSON, TypeScript i HTML
- repozytorium startuje z poziomu około 15 tysięcy linii kodu

2.13 Internal-data-hub

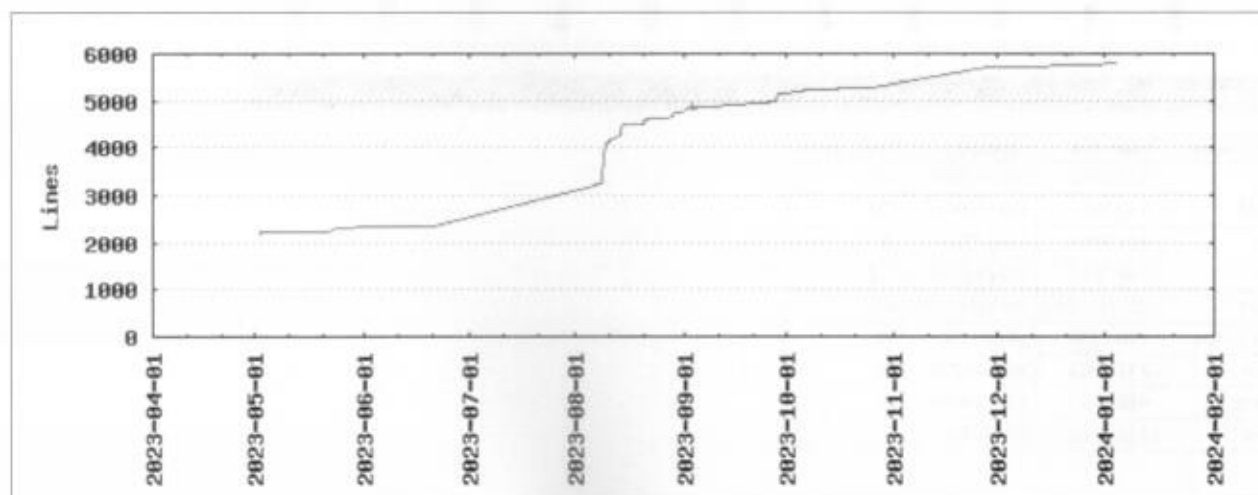
Nazwa	Internal-data-hub
Typ	Java + Spring
Okres	2023-05-02 12:22:16 do 2024-01-04 12:04:39
Liczba plików	128
Liczba linii	5810 (7121 dodano, 1311 usunięto)
Liczba zatwierdzeń	102
Autorzy	7

Linie

Total lines:

5810

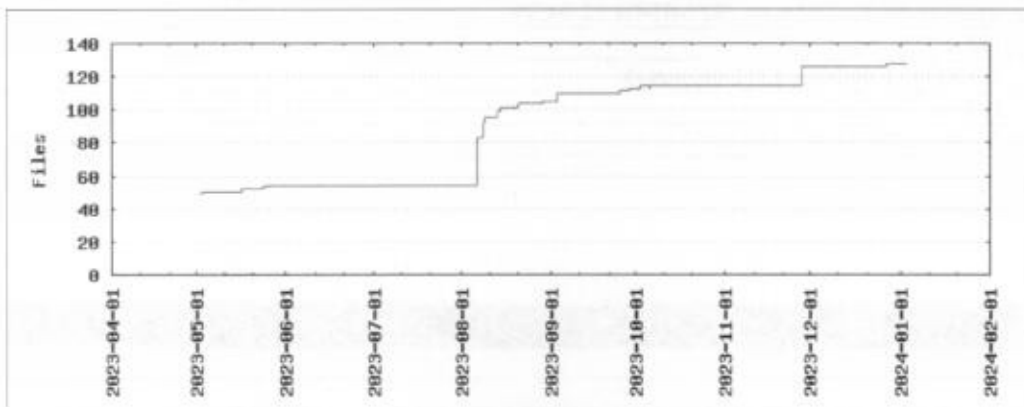
Lines of Code



Pliki

Total files:
128
Total lines:
5810
Average file size:
2101.41 bytes

File count by date



Extensions

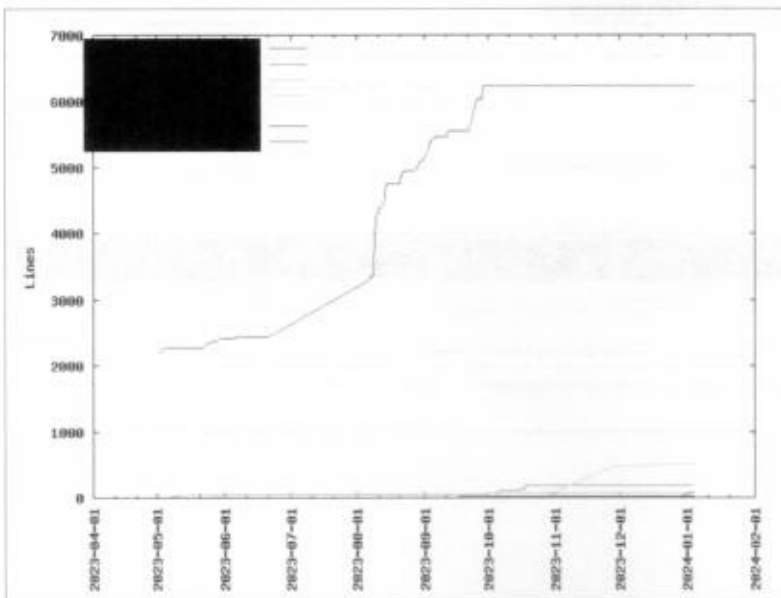
Extension	Files (%)	Lines (%)	Lines/file
	3 (2.34%)	365 (6.28%)	121
cmd	1 (0.78%)	188 (3.24%)	188
crt	2 (1.56%)	41 (0.71%)	20
jar	1 (0.78%)	212 (3.65%)	212
java	109 (85.16%)	4743 (81.64%)	43
properties	1 (0.78%)	18 (0.31%)	18
xml	2 (1.56%)	269 (4.63%)	134
yaml	8 (6.25%)	178 (3.06%)	22
ymd	1 (0.78%)	6 (0.10%)	6

Autorzy

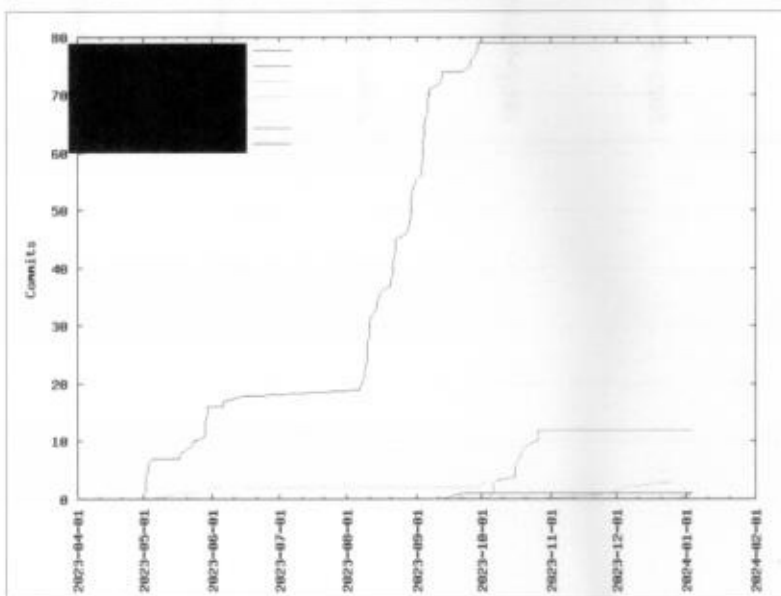
List of Authors

Author	Commits (%)	+ lines	- lines	First commit	Last commit	Age	Active days	# by commits
[REDACTED]	79 (77.45%)	6246	1090	2023-05-02	2023-09-29	149 days, 20:08:46	35	1
[REDACTED]	12 (11.76%)	188	96	2023-10-06	2023-10-26	19 days, 23:30:51	5	2
[REDACTED]	3 (2.94%)	66	78	2023-05-17	2023-10-03	139 days, 0:22:15	3	3
[REDACTED]	3 (2.94%)	512	13	2023-11-28	2023-12-28	29 days, 22:23:38	3	4
[REDACTED]	3 (2.94%)	34	5	2023-05-25	2023-06-21	27 days, 0:19:30	3	5
[REDACTED]	1 (0.98%)	89	39	2024-01-04	2024-01-04	0:00:00	1	6
[REDACTED]	1 (0.98%)	10	0	2023-09-22	2023-09-22	0:00:00	1	7

Cumulated Added Lines of Code per Author



Commits per Author



Wnioski

- w zasadzie projekt jednoosobowy
- naturalny rozmiar zatwierdzeń w czasie
- składa się głównie z JAVA

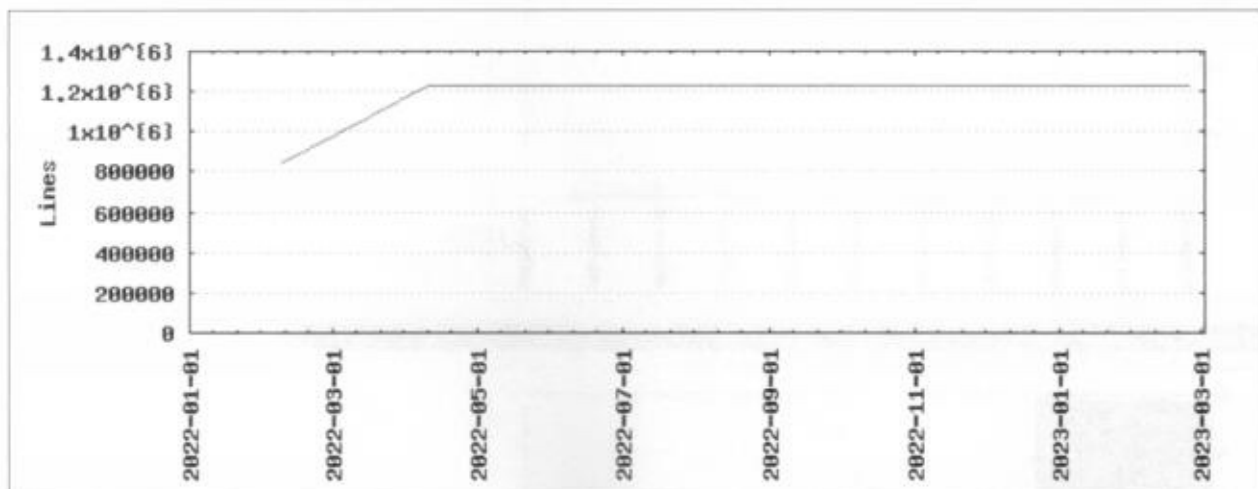
2.14 Teryt

Nazwa	Teryt
Typ	Java + Spring
Okres	2022-02-08 13:09:18 do 2023-02-24 07:58:17
Liczba plików	216
Liczba linii	1227191 (1229171 dodano, 1980 usunięto)
Liczba zatwierdzeń	30
Autorzy	3

Linie

Total lines:

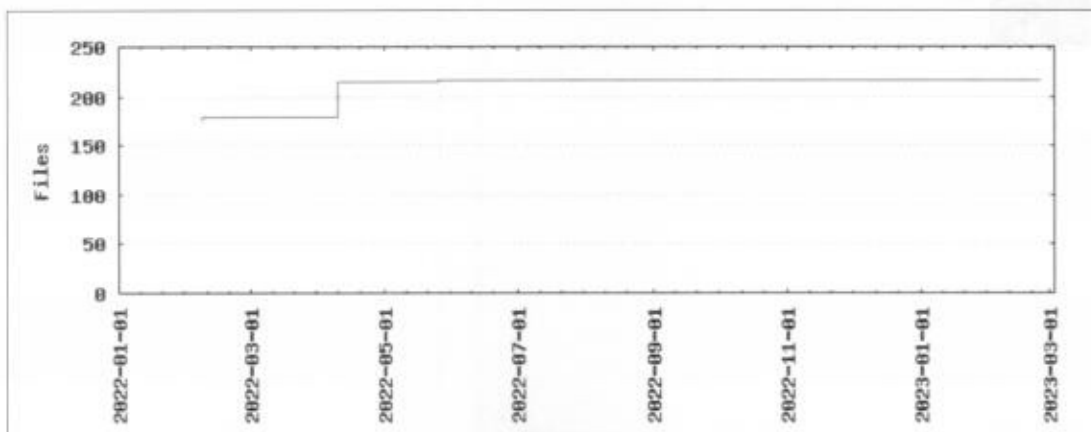
1227191

Lines of Code

Pliki

Total files:
216
Total lines:
1227191
Average file size:
662955.18 bytes

File count by date



Extensions

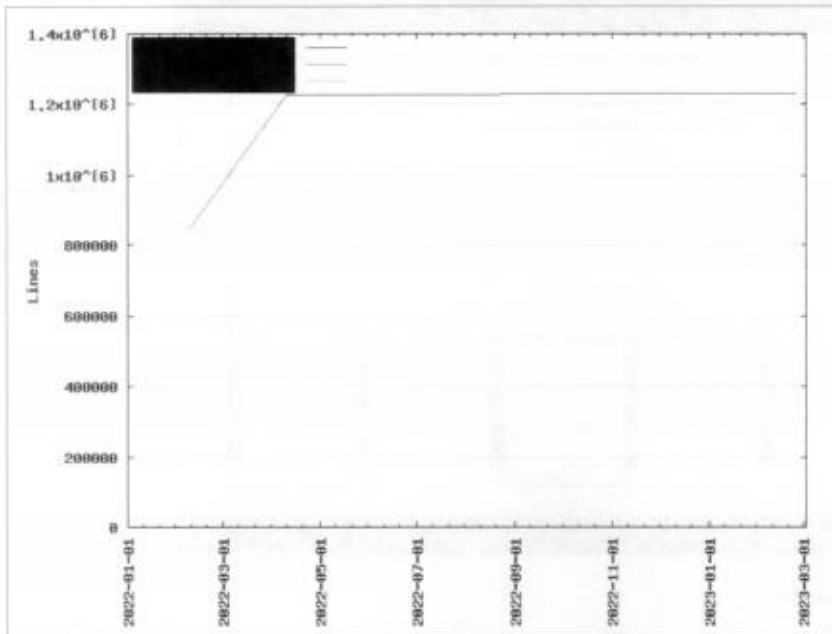
Extension	Files (%)	Lines (%)	Lines/file
	4 (1.85%)	375 (0.03%)	93
cmd	1 (0.46%)	188 (0.02%)	188
csv	4 (1.85%)	395108 (32.20%)	98777
jar	1 (0.46%)	219 (0.02%)	219
java	159 (73.61%)	10030 (0.82%)	63
json	3 (1.39%)	251411 (20.49%)	83803
md	1 (0.46%)	0 (0.00%)	0
properties	1 (0.46%)	2 (0.00%)	2
sql	30 (13.89%)	569488 (46.41%)	18982
xml	1 (0.46%)	325 (0.03%)	325
yaml	9 (4.17%)	220 (0.02%)	24
yml	2 (0.93%)	33 (0.00%)	16

Autorzy

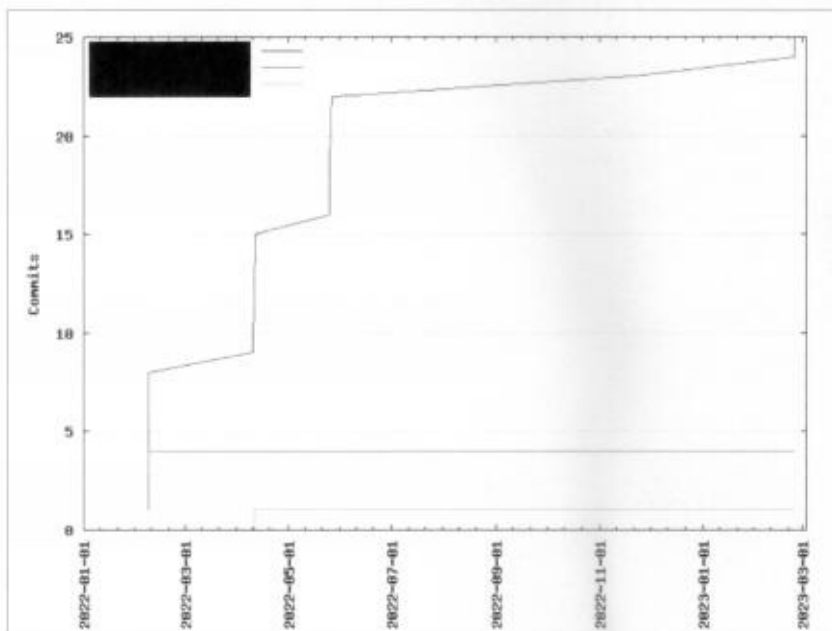
List of Authors

Author	Commits (%)	+ lines	- lines	First commit	Last commit	Age	Active days	# by commits
	25 (83.33%)	1229095	1978	2022-02-08	2023-02-24	380 days, 18:42:51	7	1
	4 (13.33%)	50	2	2022-02-08	2022-02-08	0:06:53	1	2
	1 (3.33%)	26	0	2022-04-11	2022-04-11	0:00:00	1	3

Cumulated Added Lines of Code per Author



Commits per Author



Wnioski

- mała liczba zatwierdzeń w stosunku do ilości linii kodu sugeruje, że projekt został zaimportowany/skopiowany
- baza Teryt w postaci plików CSV, JSON i SQL
- w zasadzie jeden zatwierdzający
- ponad 1,2 miliona linii kodu

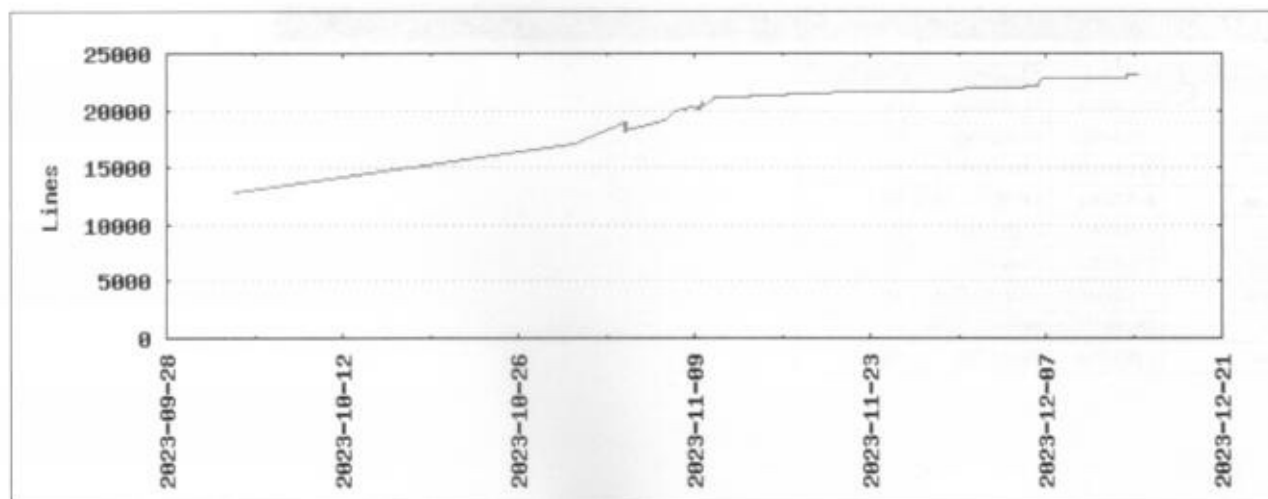
2.15 DataAnalyticsFormGenerator-Frontend

Nazwa	DataAnalyticsFormGenerator-Frontend
Typ	TypeScript + Angular
Okres	2023-10-03 08:04:40 to 2023-12-14 08:56:46
Liczba plików	163
Liczba linii	23188 (25834 dodano, 2646 usunięto)
Liczba zatwierdzeń	299
Autorzy	4

Linie

Total lines:

23188

Lines of Code

Pliki

Total files:

163

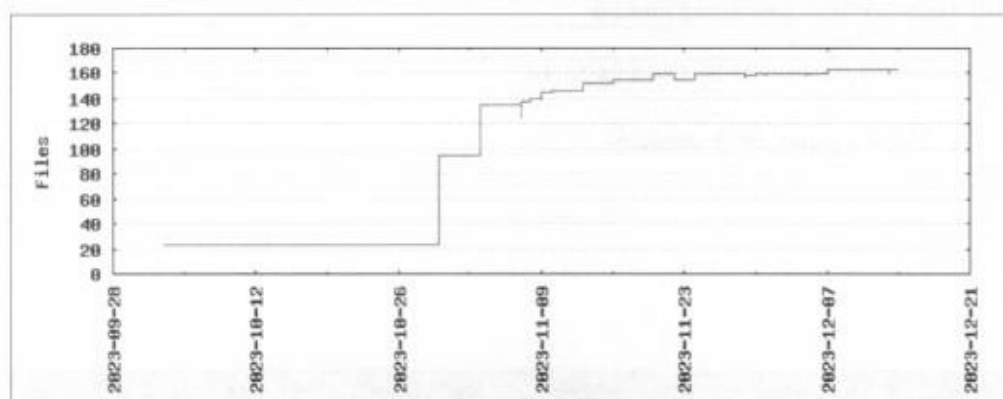
Total lines:

23188

Average file size:

4904.15 bytes

File count by date



Extensions

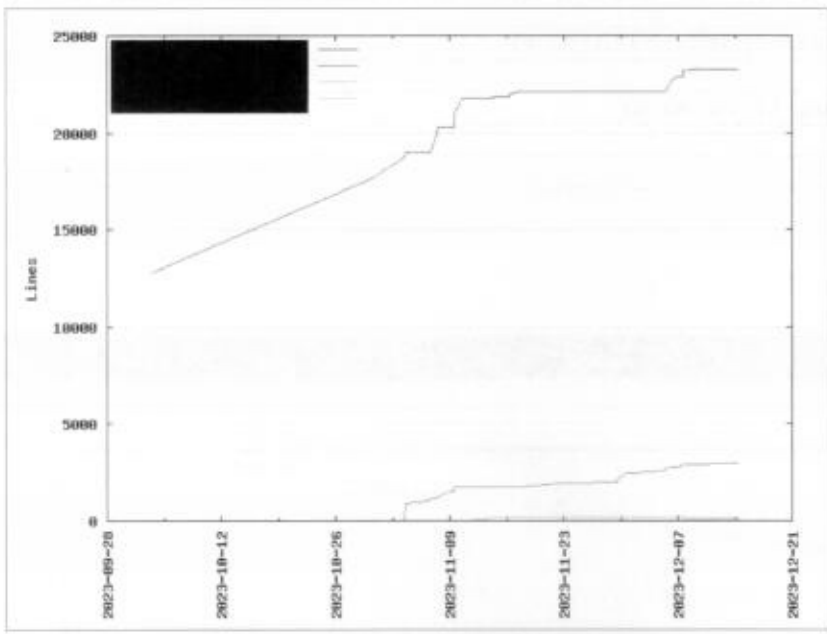
Extension	Files (%)	Lines (%)	Lines/file
	4 (2.45%)	72 (0.31%)	18
conf	1 (0.61%)	16 (0.07%)	16
html	32 (19.63%)	1387 (5.98%)	43
json	9 (5.52%)	14505 (62.55%)	1611
md	1 (0.61%)	27 (0.12%)	27
png	1 (0.61%)	23 (0.10%)	23
scss	34 (20.86%)	1352 (5.83%)	39
ts	80 (49.08%)	5803 (25.03%)	72
yml	1 (0.61%)	26 (0.11%)	26

Autorzy

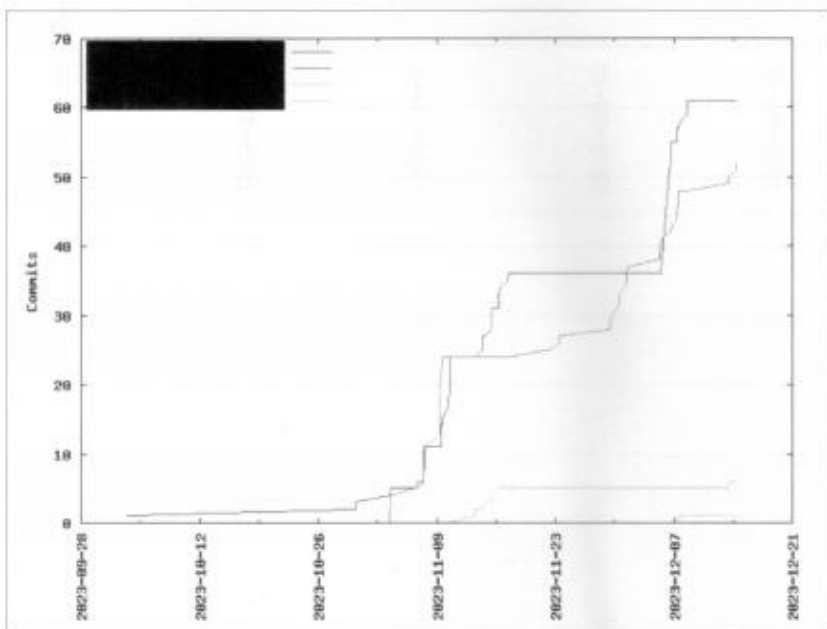
List of Authors

Author	Commits (%)	+ lines	- lines	First commit	Last commit	Age	Active days	# by commits
[REDACTED]	61 (50.83%)	23238	1577	2023-10-03	2023-12-08	66 days, 5:24:43	19	1
[REDACTED]	52 (43.33%)	2974	1100	2023-11-03	2023-12-14	40 days, 22:48:54	15	2
[REDACTED]	6 (5.00%)	174	29	2023-11-13	2023-12-13	30 days, 1:39:43	5	3
[REDACTED]	1 (0.83%)	76	18	2023-12-07	2023-12-07	0:00:00	1	4

Cumulated Added Lines of Code per Author



Commits per Author



Wnioski

- naturalny rozkład zatwierdzeń w czasie i w podziale na autorów
- w większości kod JSON i TypeScript
- start od około 10000 linii kodu

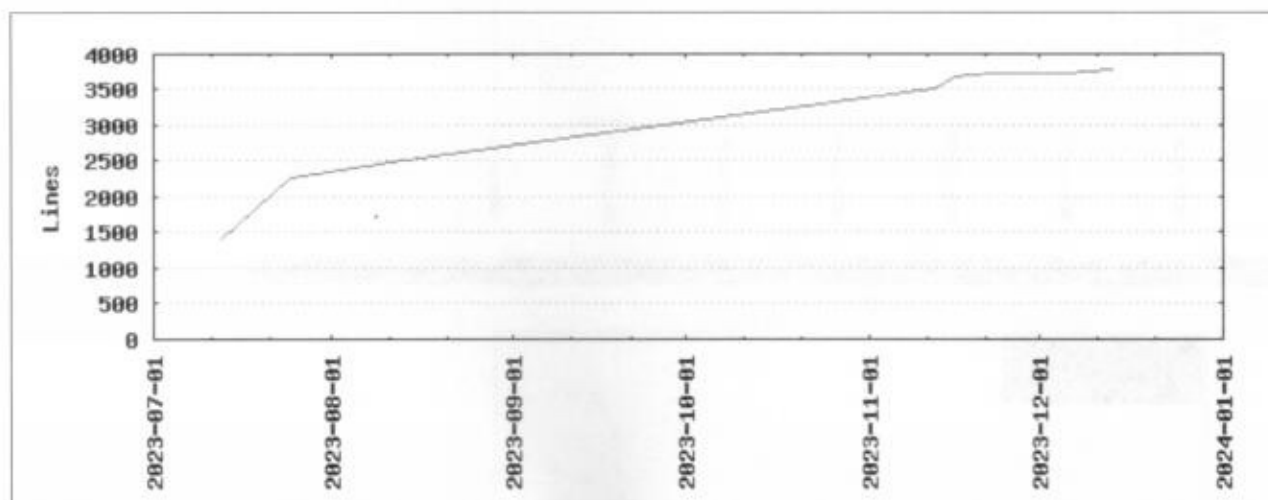
2.16 DataAnalyticsFormGenerator-BackendAPI

Nazwa	Education-unit-search-back
Typ	Python
Okres	2023-07-13 10:44:49 do 2023-12-13 11:49:49
Liczba plików	86
Liczba linii	3796 (5269 dodano, 1473 usunięto)
Liczba zatwierdzeń	126
Autorzy	5

Linie

Total lines:
3796

Lines of Code



Pliki

Total files:

86

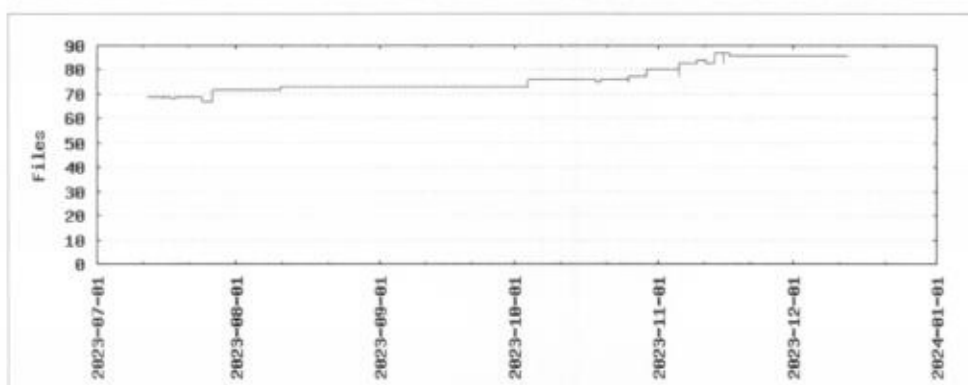
Total lines:

3796

Average file size:

1672.58 bytes

File count by date



Extensions

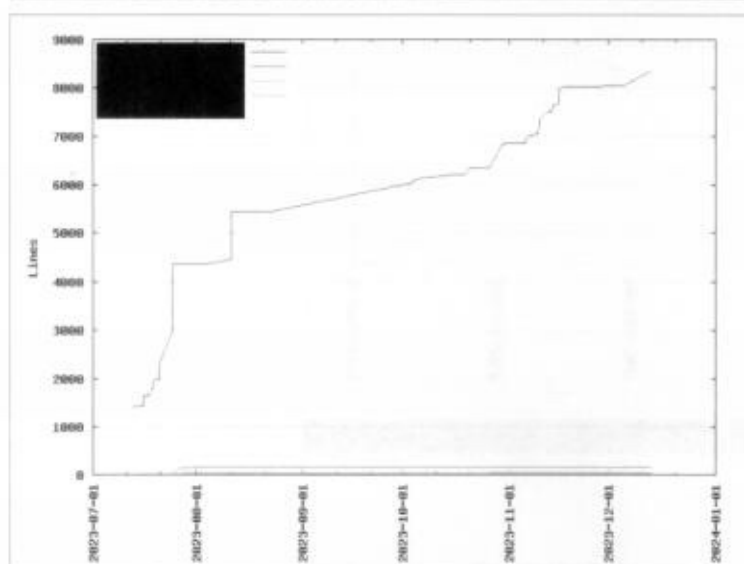
Extension	Files (%)	Lines (%)	Lines/file
	4 (4.65%)	38 (1.00%)	9
ini	6 (6.98%)	274 (7.22%)	45
md	1 (1.16%)	27 (0.71%)	27
py	70 (81.40%)	3338 (87.93%)	47
txt	1 (1.16%)	15 (0.40%)	15
yaml	3 (3.49%)	76 (2.00%)	25
yml	1 (1.16%)	24 (0.63%)	24

Autorzy

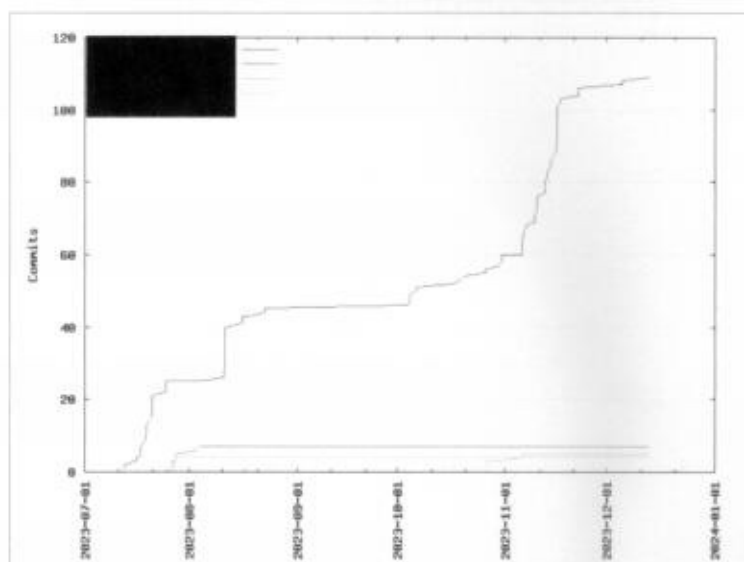
List of Authors

Author	Commits (%)	+ lines	- lines	First commit	Last commit	Age	Active days	# by commits
	109 (16.51%)	8348	3416	2023-07-13	2023-12-13	153 days, 1:05:00	31	1
	7 (5.56%)	152	22	2023-07-27	2023-08-04	8 days, 3:17:36	4	2
	5 (3.97%)	57	14	2023-08-18	2023-11-06	79 days, 16:02:00	3	3
	4 (3.17%)	16	10	2023-07-28	2023-07-28	3:42:36	1	4
	1 (0.79%)	72	22	2023-07-17	2023-07-17	0:00:00	1	5

Cumulated Added Lines of Code per Author



Commits per Author



Wnioski

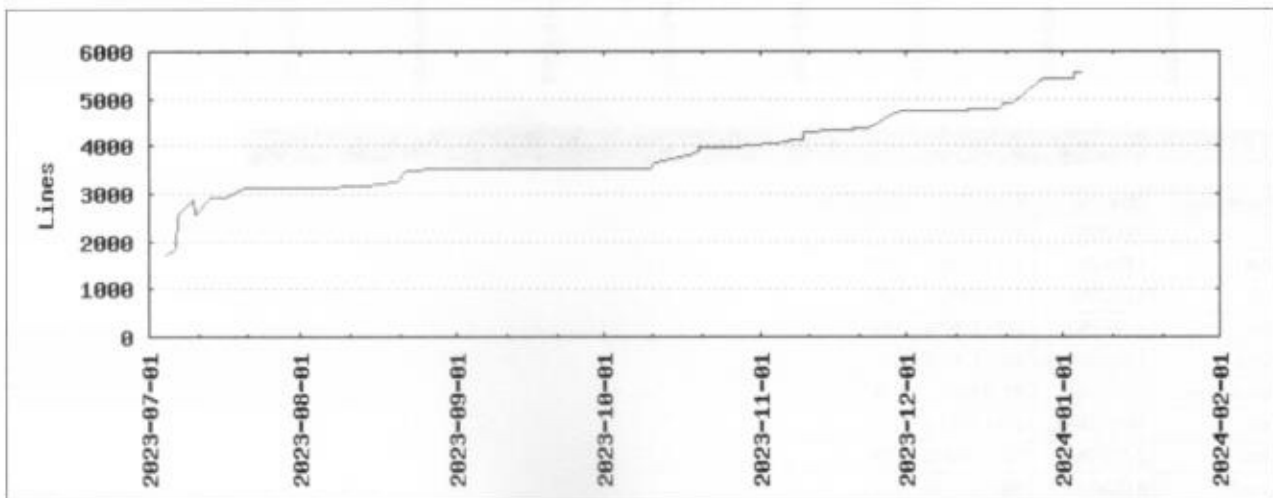
- nieduży projekt stworzony przez jedną osobę
- naturalny rozkład zatwierdzeń w czasie
- w większości napisany w Python

2.17 Business-object-relationships

Nazwa	Business-object-relationships
Typ	Java + Spring
Okres	2023-07-05 11:00:57 do 2024-01-05 08:03:29
Liczba plików	160
Liczba linii	5551 (6277 dodano, 726 usunięto)
Liczba zatwierdzeń	95
Autorzy	9

Linie

Total lines:
5551

Lines of Code

Pliki

Total files:

160

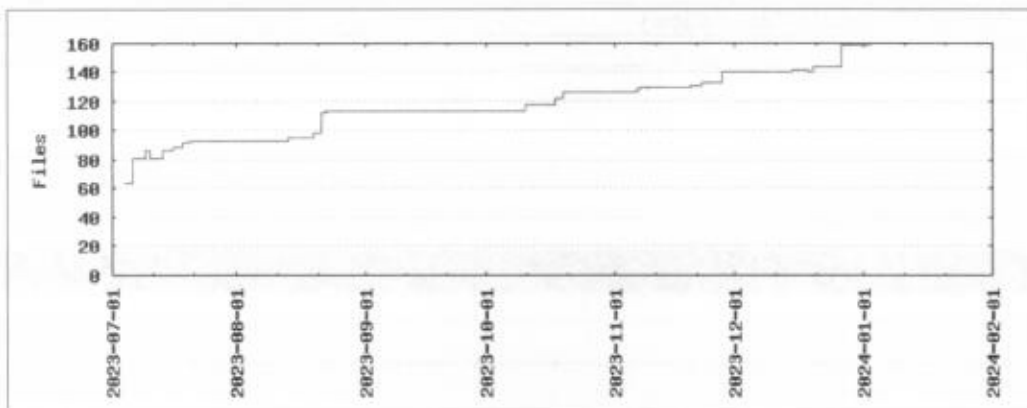
Total lines:

5551

Average file size:

1758.37 bytes

File count by date



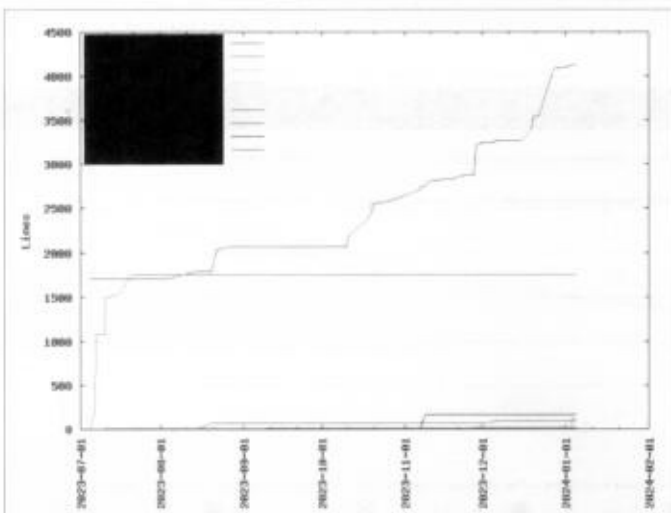
Extensions

Extension	Files (%)	Lines (%)	Lines/file
	3 (1.88%)	357 (6.43%)	119
cmd	1 (0.62%)	205 (3.69%)	205
crt	2 (1.25%)	41 (0.74%)	20
jar	1 (0.62%)	255 (4.59%)	255
java	129 (80.62%)	4143 (74.64%)	32
properties	2 (1.25%)	38 (0.68%)	19
sql	10 (6.25%)	273 (4.92%)	27
xml	2 (1.25%)	270 (4.86%)	135
yaml	8 (5.00%)	183 (3.30%)	22
yml	2 (1.25%)	14 (0.25%)	7

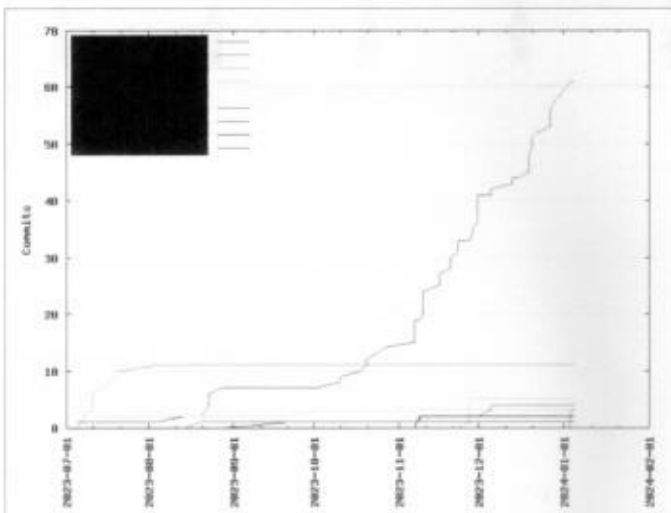
Autorzy

List of Authors								
Author	Commits (%)	+ lines	- lines	First commit	Last commit	Age	Active days	# by commits
[REDACTED]	61 (54.21%)	4125	349	2023-07-05	2024-01-03	182 days, 2:40:25	27	1
[REDACTED]	11 (11.38%)	1754	366	2023-07-07	2023-08-04	28 days, 0:29:51	8	2
[REDACTED]	3 (3.26%)	19	18	2023-11-27	2023-11-27	5:41:15	1	3
[REDACTED]	4 (4.21%)	18	1	2023-07-11	2024-01-05	177 days, 23:43:51	3	4
[REDACTED]	4 (4.21%)	6	2	2023-12-15	2023-12-15	0:52:16	1	5
[REDACTED]	4 (4.21%)	91	1	2023-08-20	2023-12-05	106 days, 22:37:08	3	6
[REDACTED]	3 (3.16%)	116	3	2024-01-03	2024-01-04	20:52:04	2	7
[REDACTED]	2 (2.11%)	164	12	2023-11-08	2023-11-09	1 day, 2:42:59	2	8
[REDACTED]	1 (1.05%)	10	0	2023-09-22	2023-09-22	0:30:00	1	9

Cumulated Added Lines of Code per Author



Commits per Author



Wnioski

- większość kodu JAVA
- autorem ponad połowy kodu jest jedna osoba
- naturalny rozkład zatwierdzeń w czasie

2.18 Recruitment-backend

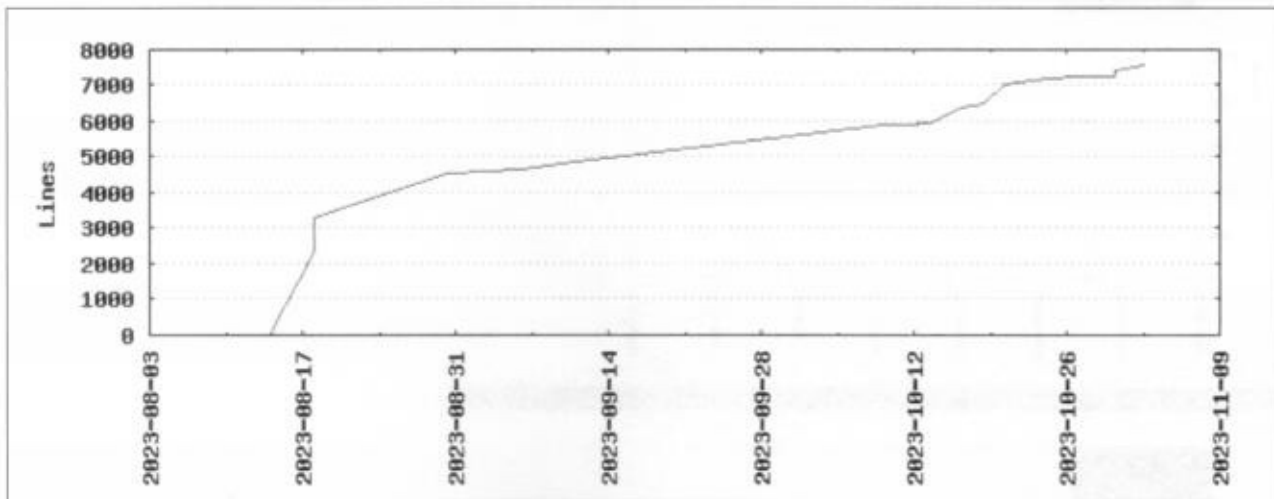
Nazwa	Recruitment-backend
Typ	Java + Spring
Okres	2023-08-14 01:35:30 do 2023-11-02 02:25:23
Liczba plików	140
Liczba linii	7567 (9467 dodano, 1900 usunięto)
Liczba zatwierdzeń	34
Autorzy	4

Linie

Total lines:

7567

Lines of Code



Pliki

Total files:

140

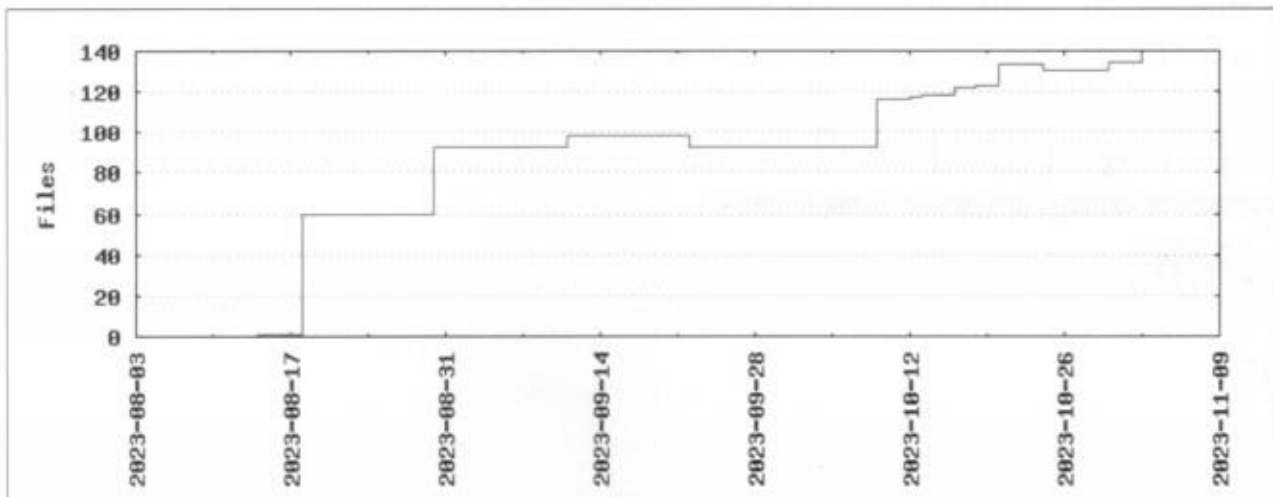
Total lines:

7567

Average file size:

2229.56 bytes

File count by date



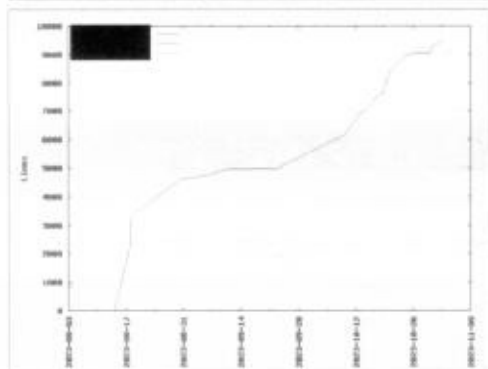
Extensions

Extension	Files (%)	Lines (%)	Lines/file
	6 (4.29%)	603 (7.97%)	100
adoc	1 (0.71%)	18 (0.24%)	18
cmd	1 (0.71%)	187 (2.47%)	187
crt	1 (0.71%)	21 (0.28%)	21
java	89 (63.57%)	4067 (53.75%)	45
p12	1 (0.71%)	19 (0.25%)	19
sql	12 (8.57%)	621 (8.21%)	51
xml	7 (5.00%)	1007 (13.31%)	143
yaml	4 (2.86%)	96 (1.27%)	24
yml	18 (12.86%)	943 (12.46%)	52

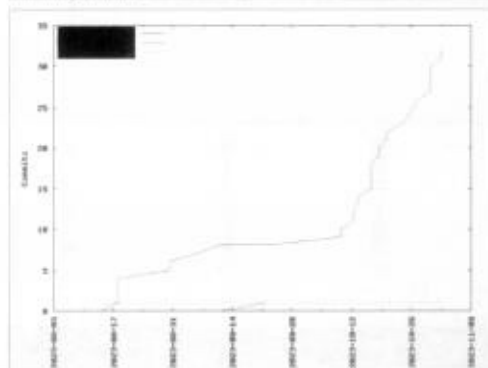
Autorzy

List of Authors								
ID	Committee (%)	# Docs	# Lines	First commit	Last commit	Age	Active days	# By commit
[REDACTED]	100.00%	107	1980	2023-03-16	2023-11-09	75 644s, 12 5247.1s	1	1
[REDACTED]	0.00%	0	0	2023-03-16	2023-08-14	0:00:00	1	1

Cumulated Added Lines of Code per Author



Commits per Author



Wnioski

- mała liczba zatwierdzeń
- jeden autor
- w większości kod JAVA

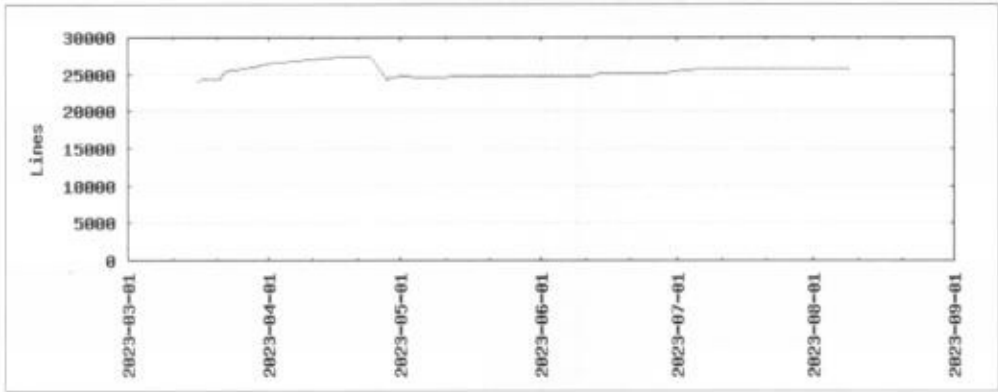
2.20 Knowledge-base-front

Nazwa	Education-unit-search-back
Typ	TypeScript + Angular
Okres	2023-03-16 13:26:03 do 2023-08-09 11:31:00
Liczba plików	125
Liczba linii	25741 (35000 dodano, 9259 usunięto)
Liczba zatwierdzeń	77
Autorzy	1

Linie

Total lines:
25741

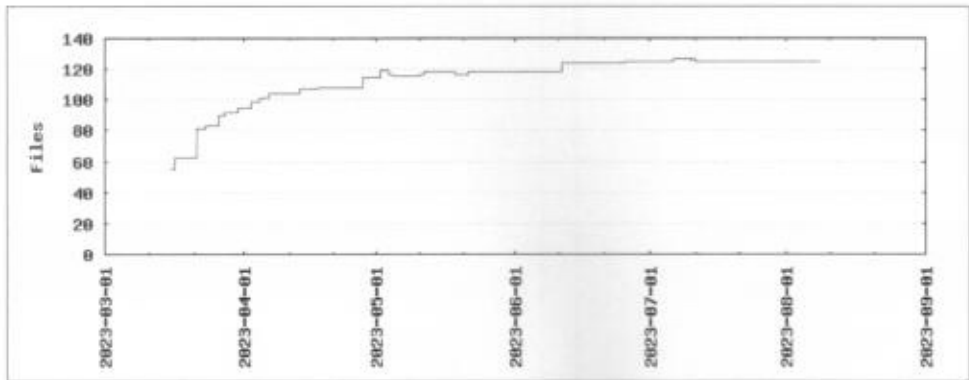
Lines of Code



Pliki

Total files:
125
Total lines:
25741
Average file size:
5524.18 bytes

File count by date



Extensions

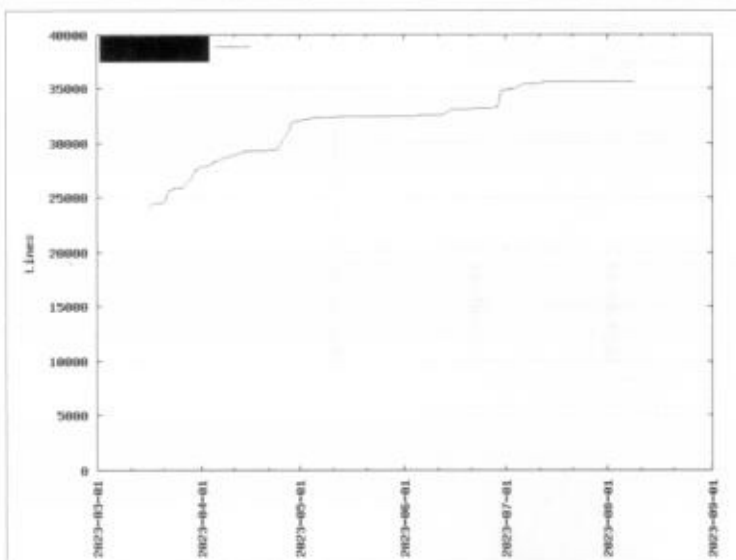
Extension	Files (%)	Lines (%)	Lines/file
	6 (4.80%)	124 (0.48%)	20
html	21 (16.80%)	1088 (4.23%)	51
ico	1 (0.80%)	7 (0.03%)	7
json	10 (8.00%)	20124 (78.18%)	2012
md	1 (0.80%)	27 (0.10%)	27
scss	29 (23.20%)	1530 (5.94%)	52
svg	1 (0.80%)	7 (0.03%)	7
ts	56 (44.80%)	2841 (11.04%)	50

Autorzy

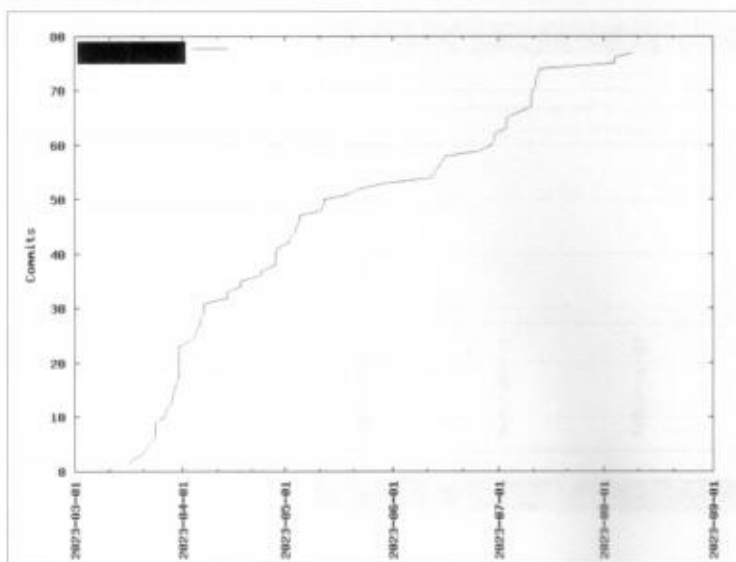
List of Authors

Author	Commits (%)	+ lines	- lines	First commit	Last commit	Age	Active days	# by commits
	77 (100.00%)	35657	9466	2023-03-16	2023-08-09	145 days, 22:04:57	42	1

Cumulated Added Lines of Code per Author



Commits per Author



Wnioski

- jeden autor
- repozytorium startuje z poziomu około 25 tys. linii kodu
- rozkład zatwierdzeń naturalny
- kod napisany JSON i TypeScript

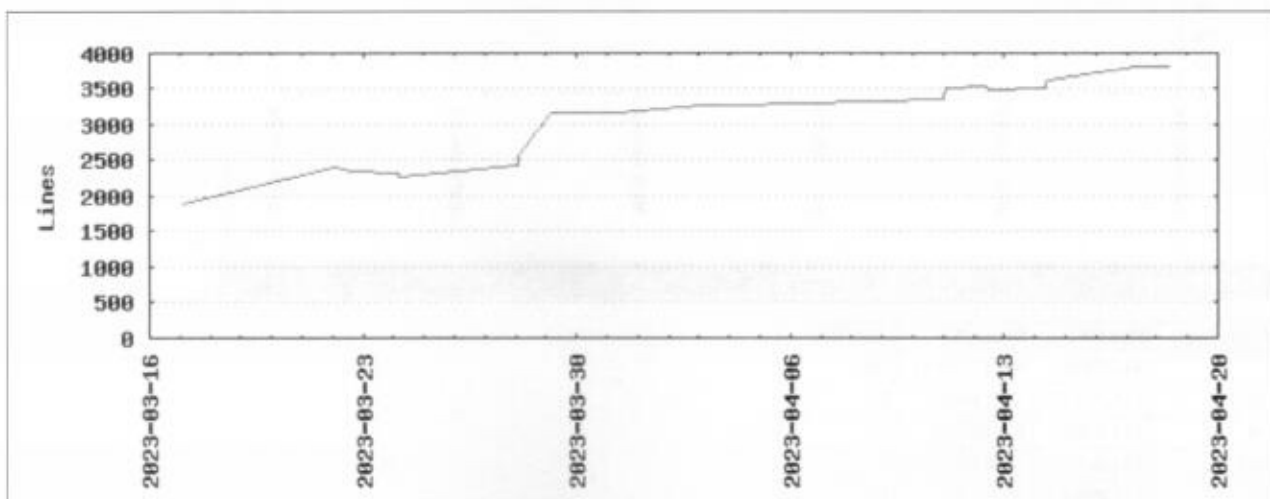
2.21 Knowledge-base-backend

Nazwa	Knowledge-base-backend
Typ	Java + Spring
Okres	2023-03-17 01:07:32 do 2023-04-18 10:05:09
Liczba plików	80
Liczba linii	3824 (4203 dodano, 379 usunięto)
Liczba zatwierdzeń	28
Autorzy	1

Linie

Total lines:

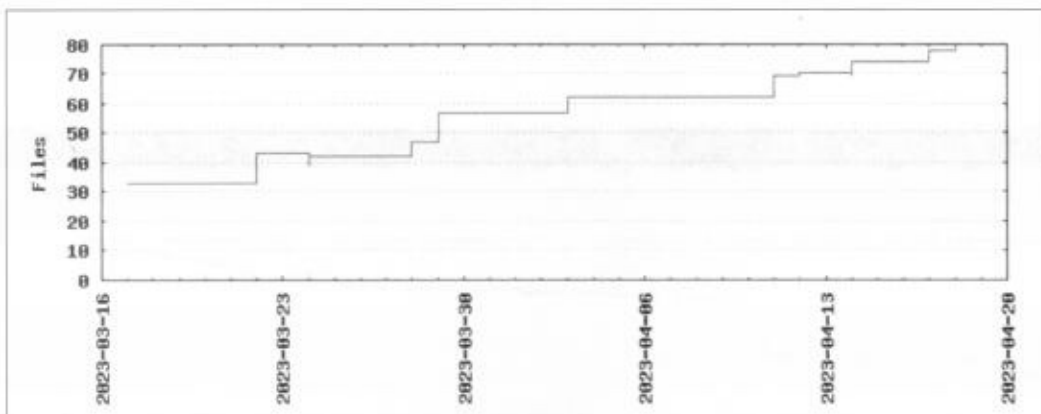
3824

Lines of Code

Pliki

Total files:
80
Total lines:
3824
Average file size:
1770.95 bytes

File count by date



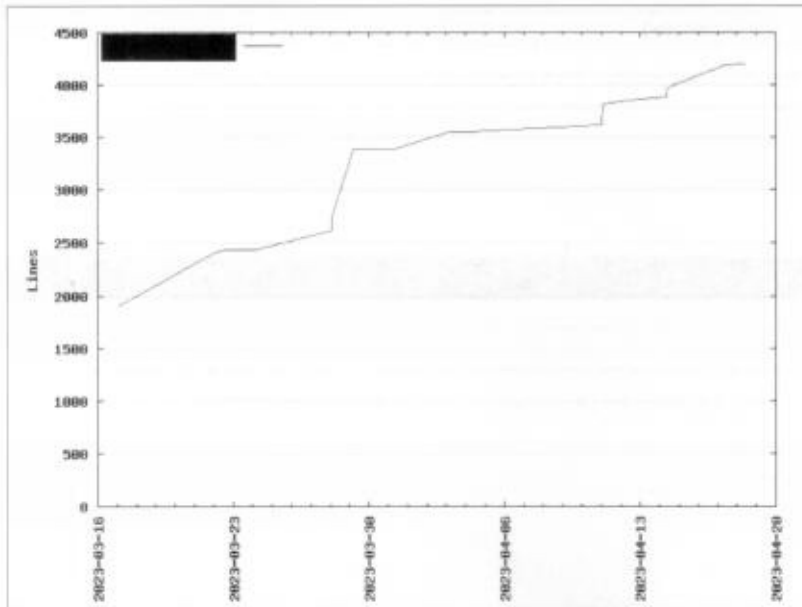
Extensions

Extension	Files (%)	Lines (%)	Lines/file
	4 (5.00%)	602 (15.74%)	150
cmd	1 (1.25%)	187 (4.89%)	187
crt	1 (1.25%)	21 (0.55%)	21
java	53 (66.25%)	2030 (53.09%)	38
p12	1 (1.25%)	19 (0.50%)	19
sql	3 (3.75%)	60 (1.57%)	20
xml	6 (7.50%)	766 (20.03%)	127
yaml	3 (3.75%)	61 (1.60%)	20
yml	8 (10.00%)	95 (2.48%)	11

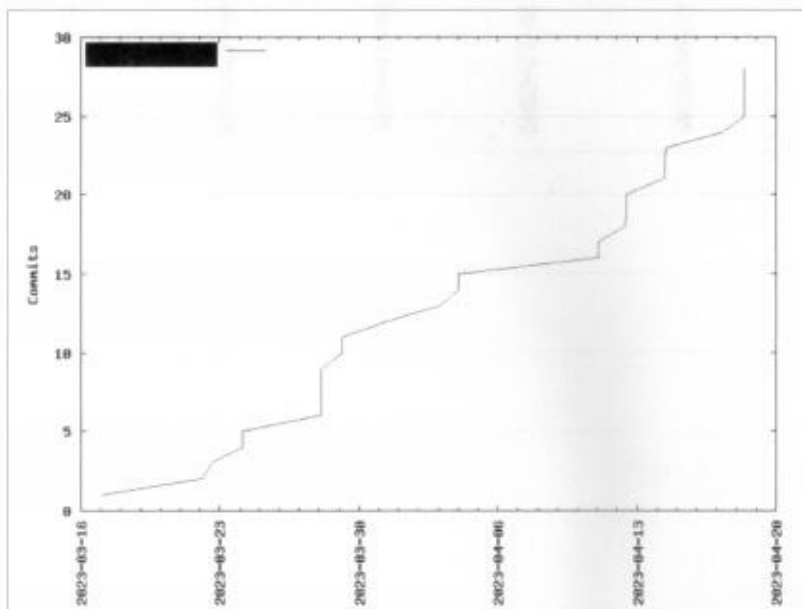
Autorzy

Author	Commits (%)	+ lines	- lines	First commit	Last commit	Age	Active days	# by commits
	20 (100.00%)	4203	379	2023-03-17	2023-04-18	32 days, 8:57:37	13	1

Cumulated Added Lines of Code per Author



Commits per Author



Wnioski

- jeden autor
- kod w większości w JAVA
- naturalny rozkład zatwierdzeń w czasie

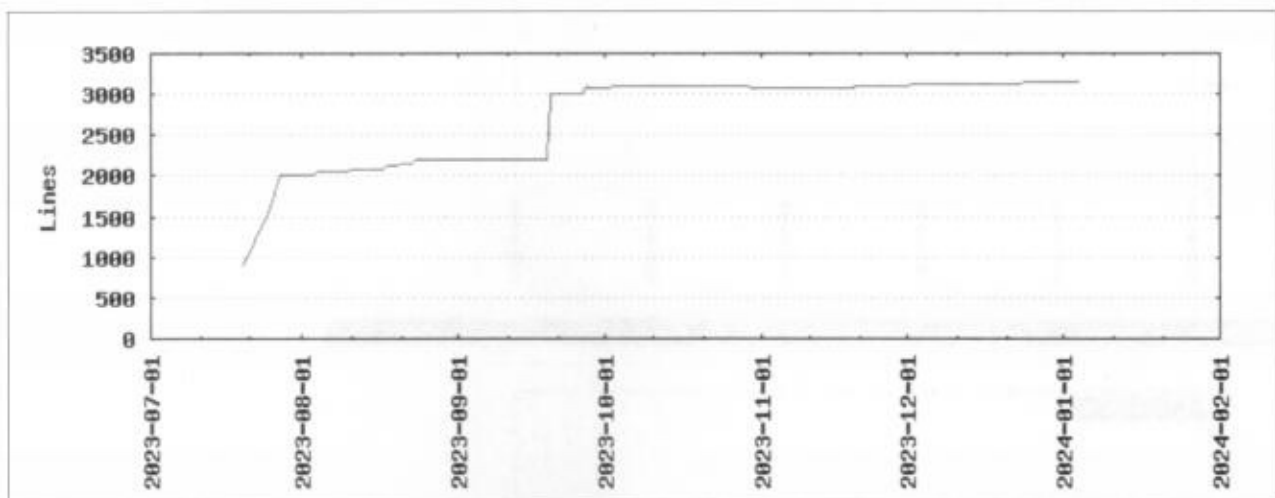
2.22 Education-certificates

Nazwa	education-certificates
Typ	Java + Spring
Okres	2023-07-20 10:54:44 do 2024-01-04 11:39:22
Liczba plików	72
Liczba linii	3147 (3525 dodano, 378 usunięto)
Liczba zatwierdzeń	43
Autorzy	7

Linie

Total lines:

3147

Lines of Code

Pliki

Total files:

72

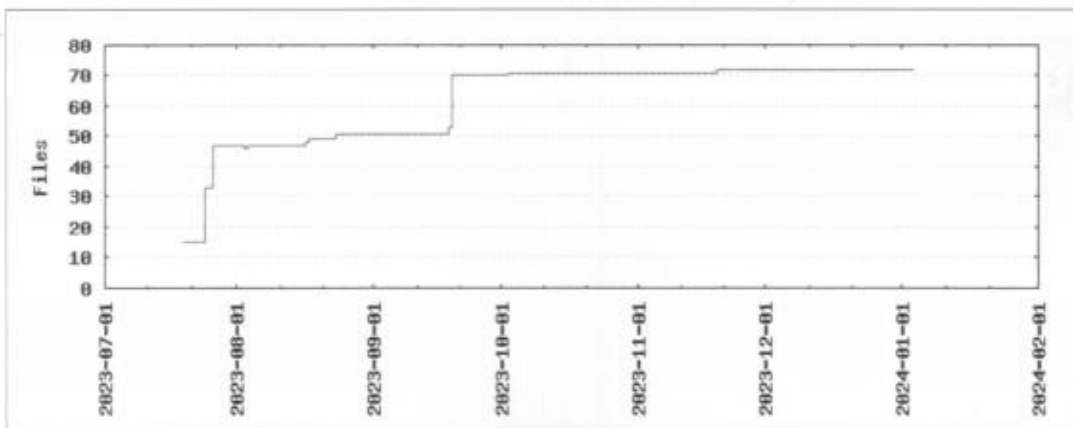
Total lines:

3147

Average file size:

1565.29 bytes

File count by date



Extensions


Extension	Files (%)	Lines (%)	Lines/file
	3 (4.17%)	330 (10.49%)	110
cmd	1 (1.39%)	205 (6.51%)	205
crt	2 (2.78%)	41 (1.30%)	20
ftl	1 (1.39%)	237 (7.53%)	237
java	49 (68.06%)	1824 (57.96%)	37
properties	1 (1.39%)	18 (0.57%)	18
sql	2 (2.78%)	35 (1.11%)	17
xml	3 (4.17%)	249 (7.91%)	83
yaml	9 (12.50%)	193 (6.13%)	21
yml	1 (1.39%)	6 (0.19%)	6

Autorzy

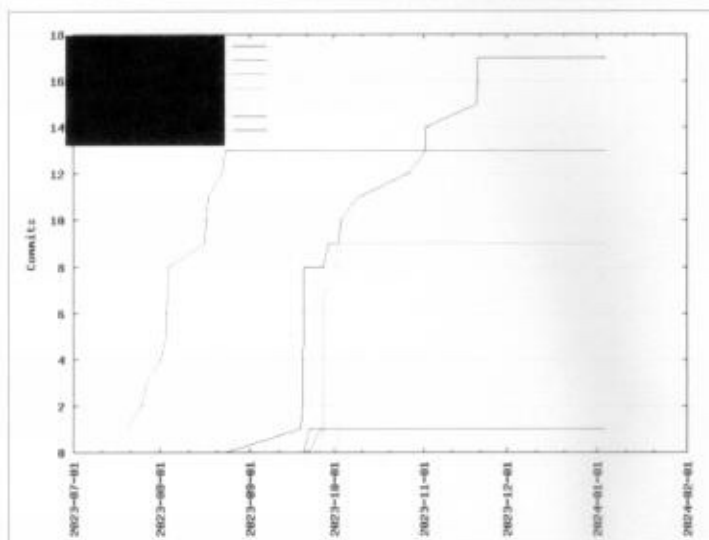
List of Authors

Author	Commits (%)	+ lines	- lines	First commit	Last commit	Age	Active days	# by commits
	17 (30.53%)	952	138	2023-09-19	2023-11-20	62 days, 1:49:25	8	1
	13 (30.23%)	2329	132	2023-07-20	2023-08-24	34 days, 20:26:10	10	2
	9 (20.93%)	172	92	2023-09-27	2023-10-02	5 days, 2:25:45	2	3
	1 (2.33%)	8	1	2023-10-03	2023-10-03	0:00:00	1	4
	1 (2.33%)	53	14	2024-01-04	2024-01-04	0:00:00	1	5
	1 (2.33%)	10	0	2023-09-22	2023-09-22	0:00:00	1	6
	1 (2.33%)	1	1	2023-09-26	2023-09-26	0:00:00	1	7

Cumulated Added Lines of Code per Author



Commits per Author



Wnioski

- w większości kod JAVA
- naturalny rozkład zatwierdzeń w czasie i z podziałem na autorów

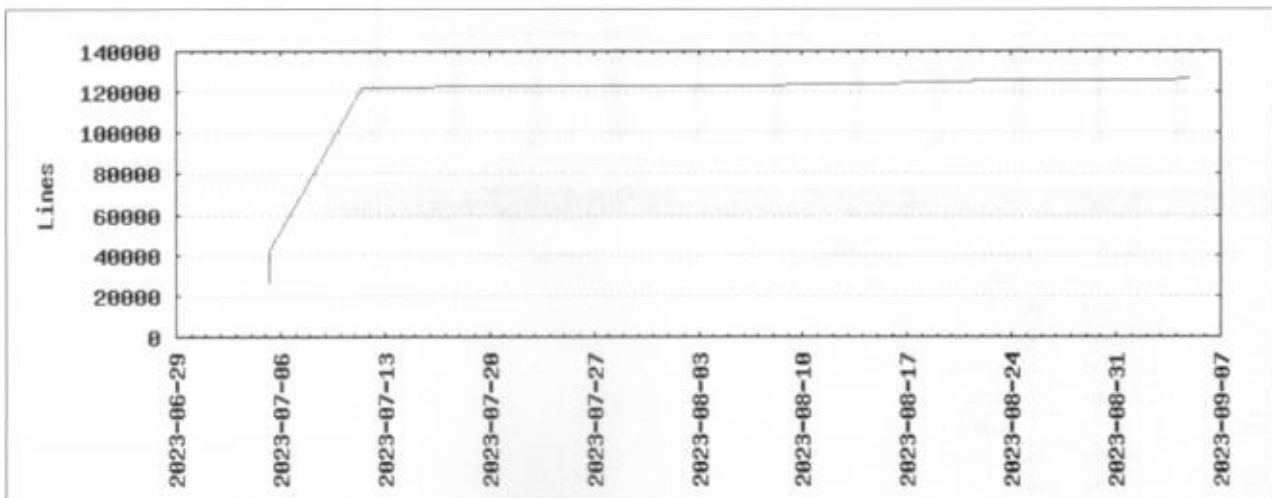
2.23 printer-app-desktop

Nazwa	Aplikacja do prostego drukowania 3D
Typ	Electron + React + TypeScript
Okres	2023-07-05 06:25:39 do 2023-09-04 22:28:14
Liczba plików	411
Liczba linii	126317 (127636 dodano, 1319 usunięto)
Liczba zatwierdzeń	51
Autorzy	2

Linie

Total lines:

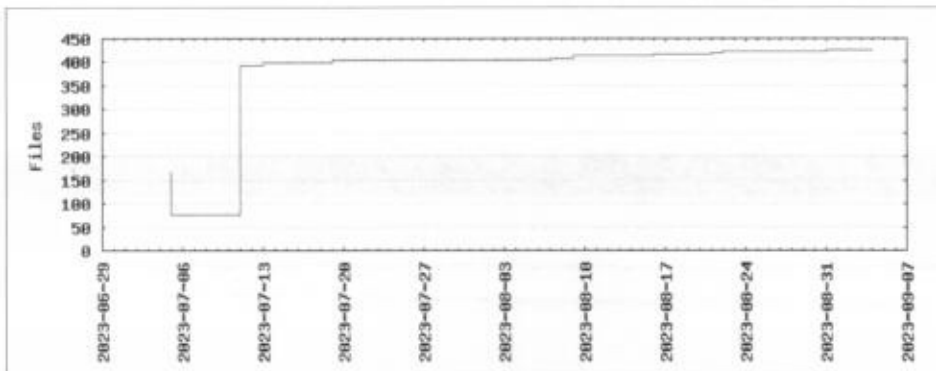
126317

Lines of Code

Pliki

Total files:
411
Total lines:
126317
Average file size:
511210.52 bytes

File count by date



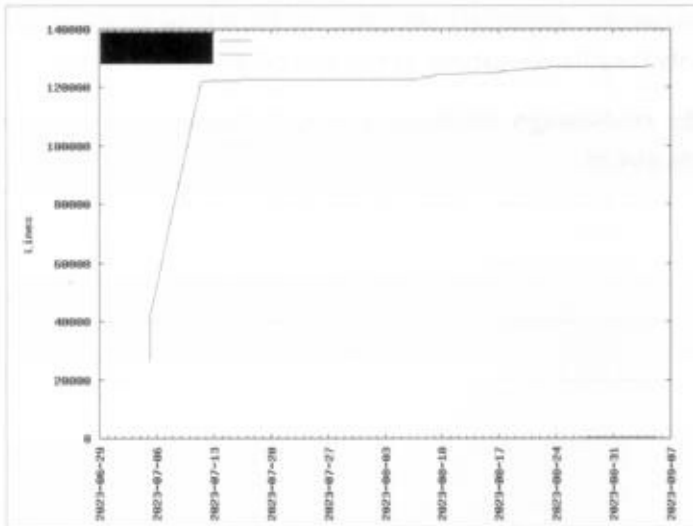
Extensions

Extension	Files (%)	Lines (%)	Lines/file
	7 (1.70%)	23 (0.02%)	3
cjs	1 (0.24%)	43 (0.03%)	43
css	25 (6.08%)	1850 (1.46%)	74
dll	2 (0.49%)	3400 (2.69%)	1700
html	1 (0.24%)	21 (0.02%)	21
icns	1 (0.24%)	611 (0.48%)	611
ico	1 (0.24%)	911 (0.72%)	911
jpg	1 (0.24%)	84 (0.07%)	84
js	228 (55.47%)	108571 (85.95%)	476
json	8 (1.95%)	7967 (6.31%)	995
md	1 (0.24%)	34 (0.03%)	34
mp4	1 (0.24%)	20608 (16.31%)	20608
nsh	3 (0.73%)	227 (0.18%)	75
plist	1 (0.24%)	12 (0.01%)	12
png	2 (0.49%)	774 (0.61%)	387
scad	3 (0.73%)	53 (0.04%)	17
svg	4 (0.97%)	43 (0.03%)	10
ts	47 (11.44%)	4245 (3.36%)	90
tsx	30 (7.30%)	3103 (2.46%)	103
ttf	4 (0.97%)	12128 (9.60%)	3032
wasm	6 (1.46%)	312366 (247.29%)	52061
yaml	1 (0.24%)	4 (0.00%)	4
yml	2 (0.49%)	48 (0.04%)	24
zip	31 (7.54%)	381196 (301.78%)	12296

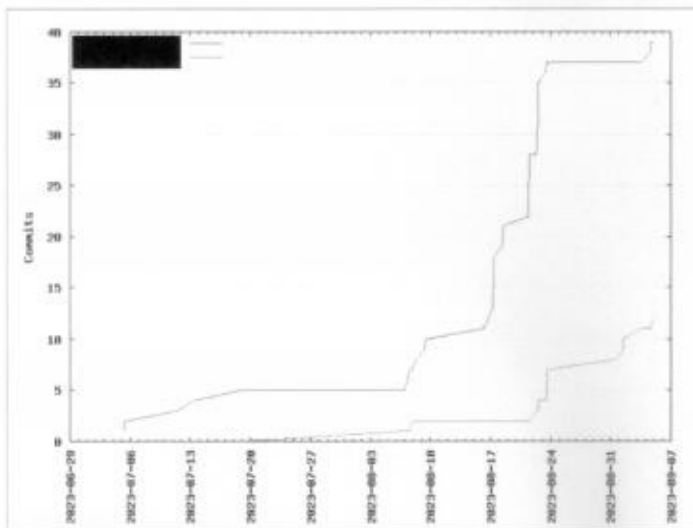
Autorzy

Author	Commits (%)	+ lines	- lines	First commit	Last commit	Age	Active days
[REDACTED]	99 (76.47%)	127315	1205	2023-07-05	2023-09-04	61 days, 9:00:10	14
[REDACTED]	12 (23.53%)	323	114	2023-08-07	2023-09-04	28 days, 21:35:24	7

Cumulated Added Lines of Code per Author



Commits per Author



Wnioski

Liczba zatwierdzeń w stosunku do liczby linii kodu jest dość niska co sugeruje, że duża część kodu została przeniesiona lub skopiowana z innego repozytorium, lub prace realizowane były poza repozytorium. Warto również zauważyć, że w przeciągu kilku dni liczba linii zwiększyła się z poziomu zero do 120 tysięcy, co również potwierdza powyższe stwierdzenie. Sam charakter aplikacji zastanawiający i zwraca uwagę ponieważ jest to aplikacja do wydruków 3d.

Podsumowanie

Poza trzema projektami większość projektów nie przekracza 50 tys. linii kodu a duża część 20 tys. linii. Są to więc projekty małe i średnie. Prace nad częścią projektów rozpoczęły się nawet w 2018 roku co może być zastanawiające. Widać jednak, że prace postępowały i regularnie zatwierdzany był kod do repozytorium.

Analiza kodu wskazuje, że znacząca część kodu źródłowego pochodzi z innych źródeł i nie została wytworzona w ramach realizacji projektu edukacja.gov.pl.